

Tanyard Springs HOA

October 2018 Financial Report

Statement prepared by: Kemi Ojumu



Investment Listing Report Tanyard Springs HOA As of Wed Oct 31, 2018



GI Account \ Institution	Bank Account	Investment Type	Current Balance	Rate	Purchase Date	Term	Maturity Date
Cash & Investments							
1013 - PPB Operating 1405 Pacific Premier Bank	****1405 Signers: J. Tsitos / N. Mazzarella / S. Philbin	Other	456,899.62	0.000%	01/01/1900	0	
1100 - PPB MM Pacific Premier Bank	****0323 Signers: J. Tsitos / N. Mazzarella / S. Philbin	Money Market	94,141.40	0.750%	01/01/1900	0	
1331 - Morgan Stanley Reserves MM 0087 Morgan Stanley	****-279 Signers: Nicholas J. Mazzarella Steven P. Philbin	Money Market	816,028.65	0.010%	06/01/2016	0	
1378 - Washington First Bank CD 861 Washington First Bank	****4861 J. Tsitos / S. Philbin	Certificate of Deposit	50,965.69	0.250%	11/06/2017	6	05/06/2018
1730 - Accrued Interest Receivable Other		Other	2,936.04	0.001%	01/01/1900	0	
		Total Cash Investments:	1,420,971.40				
		Total Tanyard Springs HOA:	1,420,971.40				

Balance Sheet Report Tanyard Springs HOA

As of October 31, 2018

	<u>Balance Oct 31, 2018</u>	<u>Balance Sep 30, 2018</u>	<u>Change</u>
<u>Assets</u>			
Cash & Investments			
1013 - PPB Operating 1405	456,899.62	398,395.23	58,504.39
1100 - PPB MM	94,141.40	94,121.42	19.98
1331 - Morgan Stanley Reserves MM 0087	816,028.65	812,682.62	3,346.03
1378 - Washington First Bank CD 861	50,965.69	50,837.90	127.79
1730 - Accrued Interest Receivable	2,936.04	4,875.75	(1,939.71)
Total Cash & Investments	1,420,971.40	1,360,912.92	60,058.48
Current Assets			
1500 - Residential Assessments Receivable	98,181.34	97,062.94	1,118.40
1530 - Allowance for Doubtful accounts	(44,650.18)	(44,650.18)	0.00
1600 - Prepaid Insurance	17,757.00	19,330.00	(1,573.00)
1604 - Owner One Time Assessments Receivable	1,344.00	1,344.00	0.00
1799 - Clearing Account	1,557.71	(90.51)	1,648.22
Total Current Assets	74,189.87	72,996.25	1,193.62
Fixed Assets			
1800 - Due From Stonehouse Run-Recr Assess	8,570.00	8,570.00	0.00
1940 - Office Equipment	2,819.00	2,819.00	0.00
Total Fixed Assets	11,389.00	11,389.00	0.00
Total Assets	1,506,550.27	1,445,298.17	61,252.10
<u>Liabilities</u>			
Current Liabilities			
2000 - Accounts Payable	0.00	(5,898.94)	5,898.94
2010 - Delinquency Fee Payable	(75.00)	(75.00)	0.00
2015 - Unclaimed Funds	446.75	446.75	0.00
2025 - Transfer Fee Payable	867.38	788.69	78.69

Balance Sheet Report Tanyard Springs HOA

As of October 31, 2018

	<u>Balance Oct 31, 2018</u>	<u>Balance Sep 30, 2018</u>	<u>Change</u>
<u>Liabilities</u>			
Current Liabilities			
2050 - Resident Refunds	2,051.00	2,517.61	(466.61)
2300 - Accrued Expenses	21,394.00	8,805.44	12,588.56
2400 - Accrued Payroll Payable	5,075.00	9,672.94	(4,597.94)
2550 - Prepaid Assessments	80,959.77	86,339.29	(5,379.52)
Total Current Liabilities	110,718.90	102,596.78	8,122.12
Total Liabilities	110,718.90	102,596.78	8,122.12
<u>Owners' Equity</u>			
Unappropriated Owners' Equity			
3000 - Owners Equity - Prior Years	80,278.78	80,278.78	0.00
Total Unappropriated Owners' Equity	80,278.78	80,278.78	0.00
Reserves			
3102 - Repair & Replacement Reserves - Opening	377,876.99	377,876.99	0.00
3116 - Townhome Reserves - Opening	213,250.00	213,250.00	0.00
3276 - Rpr & Replacement Reserves-Contribution	231,674.00	221,966.00	9,708.00
3320 - TH Reserves - Contribution	250,481.00	241,860.00	8,621.00
Total Reserves	1,073,281.99	1,054,952.99	18,329.00
Total Owners' Equity	1,153,560.77	1,135,231.77	18,329.00
Net Income / (Loss)	242,270.60	207,469.62	34,800.98
Total Liabilities and Equity	1,506,550.27	1,445,298.17	61,252.10

Income Statement Report Tanyard Springs HOA Consolidated

October 01, 2018 thru October 31, 2018

	Current Period			Year to Date (8 months)			Annual Budget	Budget Remaining
	Actual	Budget	Variance	Actual	Budget	Variance		
<u>Income</u>								
Assessment Income								
4001 - Residential Assessments	109,648.00	108,724.00	924.00	876,598.09	869,792.00	6,806.09	1,304,688.00	428,089.91
4014 - Townhome Assessments	15,036.00	15,000.00	36.00	120,156.00	120,000.00	156.00	179,856.00	59,700.00
4120 - Owner One-Time Assessments	0.00	0.00	0.00	16,872.00	0.00	16,872.00	0.00	(16,872.00)
Total Assessment Income	124,684.00	123,724.00	960.00	1,013,626.09	989,792.00	23,834.09	1,484,544.00	470,917.91
Other Income								
4220 - Gate & Access Fees	0.00	50.00	(50.00)	570.00	400.00	170.00	600.00	30.00
4245 - Newsletter Advertising	0.00	0.00	0.00	100.00	150.00	(50.00)	200.00	100.00
4250 - Pool Guest Card Fees	0.00	0.00	0.00	690.00	2,625.00	(1,935.00)	2,625.00	1,935.00
4255 - Pool Guard Rental	0.00	0.00	0.00	0.00	75.00	(75.00)	75.00	75.00
4270 - Clubhouse Damage Fees	0.00	25.00	(25.00)	150.00	200.00	(50.00)	300.00	150.00
4275 - Recreational Assessments - Stonehous	1,364.00	1,432.00	(68.00)	10,912.00	11,457.00	(545.00)	17,186.00	6,274.00
4295 - Garden Plot Income	0.00	0.00	0.00	930.00	750.00	180.00	750.00	(180.00)
4400 - Room Rental Fees	525.00	1,584.00	(1,059.00)	13,825.00	12,667.00	1,158.00	19,000.00	5,175.00
4710 - Late Fees & Interest	1,950.00	1,334.00	616.00	17,215.00	10,667.00	6,548.00	16,000.00	(1,215.00)
4715 - Attorney Turnove Fee	0.00	41.00	(41.00)	(150.00)	333.00	(483.00)	500.00	650.00
4720 - Legal Reimbursements	359.61	416.00	(56.39)	6,625.30	3,333.00	3,292.30	5,000.00	(1,625.30)
4805 - Charges Assessed for Violations	350.00	84.00	266.00	1,200.00	667.00	533.00	1,000.00	(200.00)
4830 - Vending Machine Income	37.91	46.00	(8.09)	493.73	367.00	126.73	550.00	56.27
4835 - Miscellaneous Income	0.00	0.00	0.00	5,600.00	0.00	5,600.00	0.00	(5,600.00)
4900 - Interest Income	1,759.83	334.00	1,425.83	8,922.98	2,667.00	6,255.98	4,000.00	(4,922.98)
Total Other Income	6,346.35	5,346.00	1,000.35	67,084.01	46,358.00	20,726.01	67,786.00	701.99
Total Income	131,030.35	129,070.00	1,960.35	1,080,710.10	1,036,150.00	44,560.10	1,552,330.00	471,619.90
<u>Expense</u>								
Administrative								
5010 - Bad Debt	0.00	250.00	(250.00)	0.00	2,000.00	(2,000.00)	3,000.00	3,000.00
5015 - Bank Charges	(140.00)	100.00	(240.00)	(67.00)	800.00	(867.00)	1,200.00	1,267.00
5025 - Collection Charges	1,375.00	1,166.00	209.00	6,650.00	9,333.00	(2,683.00)	14,000.00	7,350.00

Income Statement Report Tanyard Springs HOA Consolidated

October 01, 2018 thru October 31, 2018

	Current Period			Year to Date (8 months)			Annual Budget	Budget Remaining
	Actual	Budget	Variance	Actual	Budget	Variance		
Expense								
Administrative								
5030 - Coupon Costs	(541.00)	954.00	(1,495.00)	4,410.00	7,636.00	(3,226.00)	10,500.00	6,090.00
5035 - Architectural	0.00	625.00	(625.00)	177.70	5,000.00	(4,822.30)	7,500.00	7,322.30
5045 - Dues & Subscriptions	0.00	41.00	(41.00)	310.00	333.00	(23.00)	500.00	190.00
5060 - Minutes/Recording Secretary	0.00	166.00	(166.00)	1,050.00	1,333.00	(283.00)	2,000.00	950.00
5080 - Annual Meeting Expenses	0.00	0.00	0.00	300.00	300.00	0.00	300.00	0.00
5085 - Office Equipment Expenses	23.85	96.00	(72.15)	609.13	767.00	(157.87)	1,150.00	540.87
5090 - Office Supplies	1,145.65	334.00	811.65	2,565.57	2,667.00	(101.43)	4,000.00	1,434.43
5115 - Web Site Maintenance	0.00	0.00	0.00	0.00	600.00	(600.00)	600.00	600.00
5195 - Other Administrative Services	1,680.00	666.00	1,014.00	14,132.26	5,333.00	8,799.26	8,000.00	(6,132.26)
Total Administrative	3,543.50	4,398.00	(854.50)	30,137.66	36,102.00	(5,964.34)	52,750.00	22,612.34
Communications								
5205 - Social Committee	(1,329.77)	1,143.00	(2,472.77)	3,943.53	6,857.00	(2,913.47)	8,000.00	4,056.47
5210 - Printing & Copying	434.29	709.00	(274.71)	3,730.98	5,667.00	(1,936.02)	8,500.00	4,769.02
5215 - Postage	502.61	666.00	(163.39)	5,111.79	5,333.00	(221.21)	8,000.00	2,888.21
5220 - Neighborhood Watch Committee	0.00	54.00	(54.00)	0.00	433.00	(433.00)	650.00	650.00
Total Communications	(392.87)	2,572.00	(2,964.87)	12,786.30	18,290.00	(5,503.70)	25,150.00	12,363.70
Insurance								
5445 - General Liability Insurance Premiums	1,573.00	1,386.00	187.00	16,412.00	11,093.00	5,319.00	16,640.00	228.00
Total Insurance	1,573.00	1,386.00	187.00	16,412.00	11,093.00	5,319.00	16,640.00	228.00
Utilities								
6000 - Electricity - Irrigation	0.00	16.00	(16.00)	0.00	133.00	(133.00)	200.00	200.00
6035 - Trash and Recycling Service	80.00	84.00	(4.00)	640.00	667.00	(27.00)	1,000.00	360.00
6040 - Bundled Telecom Services	500.45	575.00	(74.55)	3,968.51	4,600.00	(631.49)	6,900.00	2,931.49
6050 - Telephone Service	0.00	15.00	(15.00)	75.00	120.00	(45.00)	180.00	105.00
6060 - Electricity - Street Lights	8,560.52	8,334.00	226.52	69,337.35	66,667.00	2,670.35	100,000.00	30,662.65

Income Statement Report Tanyard Springs HOA Consolidated

October 01, 2018 thru October 31, 2018

	Current Period			Year to Date (8 months)			Annual Budget	Budget Remaining
	Actual	Budget	Variance	Actual	Budget	Variance		
<u>Expense</u>								
Utilities								
6065 - Electricity - Clock Tower	27.69	34.00	(6.31)	221.93	267.00	(45.07)	400.00	178.07
Total Utilities	9,168.66	9,058.00	110.66	74,242.79	72,454.00	1,788.79	108,680.00	34,437.21
Landscaping								
6100 - Grounds & Landscaping - Contract	14,187.50	16,687.00	(2,499.50)	113,500.00	133,500.00	(20,000.00)	200,250.00	86,750.00
6110 - Landscape Repair & Maintenance	0.00	1,084.00	(1,084.00)	0.00	8,667.00	(8,667.00)	13,000.00	13,000.00
6130 - Chemical/Fertilizations Tree/Shrub	0.00	600.00	(600.00)	1,170.00	2,400.00	(1,230.00)	3,000.00	1,830.00
6150 - Seasonal Color/Plantings	0.00	0.00	0.00	7,182.50	10,000.00	(2,817.50)	10,000.00	2,817.50
6160 - Tree Maintenance	0.00	525.00	(525.00)	4,152.00	4,200.00	(48.00)	6,300.00	2,148.00
6165 - Tree Removal	1,490.00	0.00	1,490.00	11,832.00	15,000.00	(3,168.00)	15,000.00	3,168.00
Total Landscaping	15,677.50	18,896.00	(3,218.50)	137,836.50	173,767.00	(35,930.50)	247,550.00	109,713.50
Irrigation								
6200 - Irrigation Repair & Maintenance	0.00	1,428.00	(1,428.00)	2,382.00	8,571.00	(6,189.00)	10,000.00	7,618.00
6299 - Irrigation System Water	6.89	225.00	(218.11)	241.25	675.00	(433.75)	900.00	658.75
Total Irrigation	6.89	1,653.00	(1,646.11)	2,623.25	9,246.00	(6,622.75)	10,900.00	8,276.75
Contracted Services								
6430 - Community Center Janitorial Services	2,160.00	1,809.00	351.00	13,137.20	14,467.00	(1,329.80)	21,700.00	8,562.80
6432 - Snow Removal-TH Common Area	0.00	0.00	0.00	0.00	27,500.00	(27,500.00)	110,000.00	110,000.00
6434 - Pest Control	0.00	450.00	(450.00)	0.00	900.00	(900.00)	900.00	900.00
6436 - Plumbing Services	0.00	334.00	(334.00)	918.00	2,667.00	(1,749.00)	4,000.00	3,082.00
6438 - Pool Management	0.00	0.00	0.00	69,500.00	59,571.00	9,929.00	69,500.00	0.00
6440 - Safety & Security	5,376.00	0.00	5,376.00	12,432.00	0.00	12,432.00	0.00	(12,432.00)
6442 - Snow Removal-Clubhouse	0.00	0.00	0.00	1,622.00	0.00	1,622.00	20,000.00	18,378.00
6445 - Pet Waste Services	2,599.90	2,050.00	549.90	12,420.73	16,400.00	(3,979.27)	24,600.00	12,179.27
6495 - Snow Removal-HOA Common Area	0.00	0.00	0.00	14,600.50	20,000.00	(5,399.50)	80,000.00	65,399.50
Total Contracted Services	10,135.90	4,643.00	5,492.90	124,630.43	141,505.00	(16,874.57)	330,700.00	206,069.57

Income Statement Report

Tanyard Springs HOA

Consolidated

October 01, 2018 thru October 31, 2018

	Current Period			Year to Date (8 months)			Annual Budget	Budget Remaining
	Actual	Budget	Variance	Actual	Budget	Variance		
<u>Expense</u>								
Repair & Maintenance								
6545 - Electrical Supplies/Repair & Maintenance	0.00	125.00	(125.00)	0.00	1,000.00	(1,000.00)	1,500.00	1,500.00
6600 - General Repair & Maintenance	500.00	834.00	(334.00)	12,217.19	6,667.00	5,550.19	10,000.00	(2,217.19)
6610 - General Maintenance Supplies & Equip	0.00	50.00	(50.00)	763.31	400.00	363.31	600.00	(163.31)
6625 - HVAC Supplies/Repair & Maintenance	0.00	0.00	0.00	0.00	375.00	(375.00)	750.00	750.00
6745 - Signage Repair & Maintenance	922.83	0.00	922.83	1,320.06	0.00	1,320.06	2,000.00	679.94
6765 - Tennis Court Repair & Maintenance	0.00	0.00	0.00	0.00	500.00	(500.00)	500.00	500.00
6775 - Basketball Courts Repair & Maintenance	0.00	41.00	(41.00)	0.00	333.00	(333.00)	500.00	500.00
Total Repair & Maintenance	1,422.83	1,050.00	372.83	14,300.56	9,275.00	5,025.56	15,850.00	1,549.44
Pool/Community Center Expenses								
6525 - Clubhouse Repair & Maintenance	500.00	1,250.00	(750.00)	11,857.19	10,000.00	1,857.19	15,000.00	3,142.81
6570 - Fitness Equipment Repair & Maintenance	0.00	2,000.00	(2,000.00)	245.00	4,000.00	(3,755.00)	6,000.00	5,755.00
6700 - Pool Supplies/Repair & Maintenance	0.00	0.00	0.00	1,143.70	1,000.00	143.70	1,000.00	(143.70)
6710 - Pool Supplies	413.00	0.00	413.00	723.16	2,500.00	(1,776.84)	2,500.00	1,776.84
9864 - Pool Furniture Repair & Maintenance	0.00	0.00	0.00	0.00	2,000.00	(2,000.00)	2,000.00	2,000.00
9914 - Community Center Access System	0.00	0.00	0.00	151.00	150.00	1.00	150.00	(1.00)
9916 - Community Center Cleaning Supplies	0.00	100.00	(100.00)	453.50	800.00	(346.50)	1,200.00	746.50
9918 - Community Center Electric	532.26	1,834.00	(1,301.74)	16,166.78	14,667.00	1,499.78	22,000.00	5,833.22
9920 - Community Center Water/Sewer	0.00	1,375.00	(1,375.00)	0.00	4,125.00	(4,125.00)	5,500.00	5,500.00
9926 - Community Center Gas	53.44	375.00	(321.56)	677.08	1,125.00	(447.92)	1,500.00	822.92
9928 - Tot Lot Repair & Maintenance	0.00	0.00	0.00	0.00	1,500.00	(1,500.00)	1,500.00	1,500.00
9930 - Community Center Patrol/Alarm	4,862.32	334.00	4,528.32	6,084.43	2,667.00	3,417.43	4,000.00	(2,084.43)
9940 - Community Center Staff/Taxes/Benefits	13,408.04	12,500.00	908.04	99,862.87	100,000.00	(137.13)	150,000.00	50,137.13
Total Pool/Community Center Expenses	19,769.06	19,768.00	1.06	137,364.71	144,534.00	(7,169.29)	212,350.00	74,985.29
Professional Services								
7000 - Audit & Tax Services	0.00	717.00	(717.00)	160.00	4,300.00	(4,140.00)	4,300.00	4,140.00
7015 - Management Reimbursements	89.30	84.00	5.30	829.20	667.00	162.20	1,000.00	170.80
7025 - Legal Services - Collections	3,416.60	2,916.00	500.60	19,767.82	23,333.00	(3,565.18)	35,000.00	15,232.18

Income Statement Report Tanyard Springs HOA Consolidated

October 01, 2018 thru October 31, 2018

	Current Period			Year to Date (8 months)			Annual Budget	Budget Remaining
	Actual	Budget	Variance	Actual	Budget	Variance		
<u>Expense</u>								
Professional Services								
7030 - Legal Services - General Counsel	2,098.00	1,250.00	848.00	14,557.11	10,000.00	4,557.11	15,000.00	442.89
7040 - Management Fees	11,392.00	11,368.00	24.00	88,336.00	90,944.00	(2,608.00)	136,416.00	48,080.00
Total Professional Services	16,995.90	16,335.00	660.90	123,650.13	129,244.00	(5,593.87)	191,716.00	68,065.87
Association Owned Unit Expenses								
8905 - Owned Unit Repair & Maintenance	0.00	9.00	(9.00)	0.00	67.00	(67.00)	100.00	100.00
Total Association Owned Unit Expenses	0.00	9.00	(9.00)	0.00	67.00	(67.00)	100.00	100.00
Taxes								
9000 - Federal Income Tax	0.00	0.00	0.00	200.00	0.00	200.00	0.00	(200.00)
9005 - State Income Tax	0.00	0.00	0.00	100.00	0.00	100.00	0.00	(100.00)
9010 - Storm Water Property Tax	0.00	0.00	0.00	17,345.23	12,000.00	5,345.23	12,000.00	(5,345.23)
Total Taxes	0.00	0.00	0.00	17,645.23	12,000.00	5,645.23	12,000.00	(5,645.23)
Other Expenses								
9100 - Operating Reserves Expenses	0.00	1,834.00	(1,834.00)	0.00	14,667.00	(14,667.00)	22,000.00	22,000.00
9800 - Repair & Replacement Expenses	9,708.00	9,708.00	0.00	77,661.00	77,661.00	0.00	116,491.00	38,830.00
9836 - TH Reserves Expense	8,621.00	8,621.00	0.00	68,969.00	68,969.00	0.00	103,453.00	34,484.00
9908 - Misc Expenses	0.00	84.00	(84.00)	179.94	667.00	(487.06)	1,000.00	820.06
9912 - Operating Contingency Expenses	0.00	7,084.00	(7,084.00)	0.00	56,667.00	(56,667.00)	85,000.00	85,000.00
Total Other Expenses	18,329.00	27,331.00	(9,002.00)	146,809.94	218,631.00	(71,821.06)	327,944.00	181,134.06
Total Expense	96,229.37	107,099.00	(10,869.63)	838,439.50	976,208.00	(137,768.50)	1,552,330.00	713,890.50
Net Income / (Loss)	34,800.98	21,971.00	12,829.98	242,270.60	59,942.00	182,328.60	0.00	(242,270.60)

Income and Expense Projection Report

Tanyard Springs HOA

As of October 31, 2018

Account Description	Mar Actual	Apr Actual	May Actual	Jun Actual	Jul Actual	Aug Actual	Sep Actual	Oct Actual	Nov Budget	Dec Budget	Jan Budget	Feb Budget	Full Year Projected	Total Budget
Assessment Income														
4001 - Residential Assessments	109,385	109,465	109,494	109,663	109,648	109,648	109,648	109,648	108,724	108,724	108,724	108,724	1,311,494	1,304,688
4014 - Townhome Assessments	14,976	14,988	15,012	15,036	15,036	15,036	15,036	15,036	15,000	15,000	15,000	14,856	180,012	179,856
4120 - Owner One-Time Assessments	11,532	3,204	0	2,136	0	0	0	0	0	0	0	0	16,872	0
Total Assessment Income	135,893	127,657	124,506	126,835	124,684	124,684	124,684	124,684	123,724	123,724	123,724	123,580	1,508,378	1,484,544
Other Income														
4220 - Gate & Access Fees	30	110	0	180	170	60	20	0	50	50	50	50	770	600
4245 - Newsletter Advertising	0	0	0	100	0	0	0	0	50	0	0	0	150	200
4250 - Pool Guest Card Fees	0	0	0	220	360	110	0	0	0	0	0	0	690	2,625
4255 - Pool Guard Rental	0	0	0	0	0	0	0	0	0	0	0	0	0	75
4270 - Clubhouse Damage Fees	0	150	0	0	0	0	0	0	25	25	25	25	250	300
4275 - Recreational Assessments - Stoneh	0	1,364	2,728	1,364	1,364	1,364	1,364	1,364	1,433	1,432	1,432	1,432	16,641	17,186
4295 - Garden Plot Income	135	545	0	160	90	0	0	0	0	0	0	0	930	750
4400 - Room Rental Fees	525	2,450	0	2,275	3,675	2,450	1,925	525	1,583	1,583	1,584	1,583	20,158	19,000
4710 - Late Fees & Interest	1,620	2,295	2,565	2,130	2,205	1,915	2,535	1,950	1,333	1,333	1,334	1,333	22,548	16,000
4715 - Attorney Turnove Fee	0	0	0	0	(150)	225	(225)	0	42	42	41	42	17	500
4720 - Legal Reimbursements	0	0	0	0	3,045	3,221	0	360	417	417	416	417	8,292	5,000
4805 - Charges Assessed for Violations	(25)	0	0	75	(75)	775	100	350	83	83	84	83	1,533	1,000
4830 - Vending Machine Income	55	40	0	66	57	238	0	38	46	45	46	46	677	550
4835 - Miscellaneous Income	0	0	0	5,100	500	0	0	0	0	0	0	0	5,600	0
4900 - Interest Income	626	1,067	1,063	1,045	1,166	1,213	983	1,760	333	333	334	333	10,256	4,000
Total Other Income	2,966	8,022	6,356	12,716	12,407	11,570	6,702	6,346	5,395	5,343	5,346	5,344	88,512	67,786
Total Income	138,859	135,678	130,862	139,550	137,091	136,254	131,386	131,030	129,119	129,067	129,070	128,924	1,596,890	1,552,330
Administrative														
5010 - Bad Debt	0	0	0	0	0	0	0	0	250	250	250	250	1,000	3,000
5015 - Bank Charges	(10)	(42)	0	0	0	185	(60)	(140)	100	100	100	100	333	1,200
5025 - Collection Charges	1,925	1,375	825	1,100	(1,225)	850	425	1,375	1,167	1,167	1,166	1,167	11,317	14,000
5030 - Coupon Costs	2,952	(342)	189	810	363	419	560	(541)	955	0	954	955	7,274	10,500
5035 - Architectural	70	46	20	10	22	0	10	0	625	625	625	625	2,678	7,500

Income and Expense Projection Report

Tanyard Springs HOA

As of October 31, 2018

Account Description	Mar Actual	Apr Actual	May Actual	Jun Actual	Jul Actual	Aug Actual	Sep Actual	Oct Actual	Nov Budget	Dec Budget	Jan Budget	Feb Budget	Full Year Projected	Total Budget
Administrative														
5045 - Dues & Subscriptions	0	0	0	310	0	0	0	0	42	42	41	42	477	500
5060 - Minutes/Recording Secretary	250	200	150	0	300	0	150	0	167	167	166	167	1,717	2,000
5080 - Annual Meeting Expenses	0	0	0	150	150	0	0	0	0	0	0	0	300	300
5085 - Office Equipment Expenses	0	269	0	0	165	151	0	24	96	95	96	96	992	1,150
5090 - Office Supplies	0	0	0	46	0	913	462	1,146	333	333	334	333	3,899	4,000
5115 - Web Site Maintenance	0	0	0	0	0	0	0	0	0	0	0	0	0	600
5195 - Other Administrative Services	1,720	1,580	1,620	1,462	2,210	1,900	1,960	1,680	667	667	666	667	16,799	8,000
Total Administrative	6,907	3,086	2,804	3,888	1,985	4,418	3,507	3,544	4,402	3,446	4,398	4,402	46,786	52,750
Communications														
5205 - Social Committee	1,310	300	820	562	0	1,849	432	(1,330)	0	1,143	0	0	5,087	8,000
5210 - Printing & Copying	252	195	1,148	1,430	143	106	22	434	708	708	709	708	6,564	8,500
5215 - Postage	556	362	1,441	1,177	276	290	507	503	667	667	666	667	7,779	8,000
5220 - Neighborhood Watch Committee	0	0	0	0	0	0	0	0	55	54	54	54	217	650
Total Communications	2,118	857	3,409	3,170	420	2,244	961	(393)	1,430	2,572	1,429	1,429	19,646	25,150
Insurance														
5445 - General Liability Insurance Premium	1,573	5,401	1,573	1,573	1,573	1,573	1,573	1,573	1,387	1,387	1,386	1,387	21,959	16,640
Total Insurance	1,573	5,401	1,573	1,573	1,573	1,573	1,573	1,573	1,387	1,387	1,386	1,387	21,959	16,640
Utilities														
6000 - Electricity - Irrigation	0	0	0	0	0	3,389	(3,389)	0	17	17	16	17	67	200
6035 - Trash and Recycling Service	80	80	80	80	80	80	80	80	83	83	84	83	973	1,000
6040 - Bundled Telecom Services	401	534	534	501	501	501	495	500	575	575	575	575	6,269	6,900
6050 - Telephone Service	15	15	15	15	15	0	0	0	15	15	15	15	135	180
6060 - Electricity - Street Lights	8,629	9,204	7,531	9,152	8,809	7,780	9,671	8,561	8,333	8,333	8,334	8,333	102,670	100,000
6065 - Electricity - Clock Tower	28	31	25	27	28	26	29	28	33	33	34	33	355	400
Total Utilities	9,153	9,865	8,185	9,776	9,433	11,776	6,887	9,169	9,056	9,056	9,058	9,056	110,469	108,680
Landscaping														
6100 - Grounds & Landscaping - Contract	14,188	14,188	14,188	14,188	14,188	14,188	14,188	14,188	16,688	16,687	16,688	16,687	180,250	200,250

Income and Expense Projection Report

Tanyard Springs HOA

As of October 31, 2018

Account Description	Mar Actual	Apr Actual	May Actual	Jun Actual	Jul Actual	Aug Actual	Sep Actual	Oct Actual	Nov Budget	Dec Budget	Jan Budget	Feb Budget	Full Year Projected	Total Budget
Landscaping														
6110 - Landscape Repair & Maintenance	0	0	0	0	0	0	0	0	1,083	1,083	1,084	1,083	4,333	13,000
6130 - Chemical/Fertilizations Tree/Shrub	0	0	0	0	0	775	395	0	0	0	0	600	1,770	3,000
6150 - Seasonal Color/Plantings	0	0	5,000	0	1,418	495	270	0	0	0	0	0	7,183	10,000
6160 - Tree Maintenance	0	0	0	4,152	0	0	0	0	525	525	525	525	6,252	6,300
6165 - Tree Removal	295	0	2,267	1,310	0	2,400	4,070	1,490	0	0	0	0	11,832	15,000
Total Landscaping	14,483	14,188	21,455	19,650	15,605	17,858	18,923	15,678	18,296	18,295	18,297	18,895	211,620	247,550
Irrigation														
6200 - Irrigation Repair & Maintenance	0	0	0	2,382	0	0	0	0	1,429	0	0	0	3,811	10,000
6299 - Irrigation System Water	196	0	0	24	0	14	0	7	0	0	225	0	466	900
Total Irrigation	196	0	0	2,406	0	14	0	7	1,429	0	225	0	4,277	10,900
Contracted Services														
6430 - Community Center Janitorial Service	2,988	2,110	2,110	820	0	1,120	1,830	2,160	1,808	1,808	1,809	1,808	20,370	21,700
6432 - Snow Removal-TH Common Area	0	0	0	0	0	0	0	0	0	27,500	27,500	27,500	82,500	110,000
6434 - Pest Control	0	0	0	0	0	0	0	0	0	0	0	0	0	900
6436 - Plumbing Services	0	0	756	0	0	0	162	0	333	333	334	333	2,251	4,000
6438 - Pool Management	6,950	6,950	13,900	13,900	13,900	6,950	6,950	0	0	0	9,929	0	79,429	69,500
6440 - Safety & Security	0	0	0	0	1,512	3,696	1,848	5,376	0	0	0	0	12,432	0
6442 - Snow Removal-Clubhouse	0	1,622	0	0	0	0	0	0	0	6,667	6,666	6,667	21,622	20,000
6445 - Pet Waste Services	(595)	2,970	1,776	1,580	820	1,440	1,830	2,600	2,050	2,050	2,050	2,050	20,621	24,600
6495 - Snow Removal-HOA Common Area	0	14,601	0	0	0	0	0	0	0	20,000	20,000	20,000	74,601	80,000
Total Contracted Services	9,343	28,252	18,542	16,300	16,232	13,206	12,620	10,136	4,191	58,358	68,288	58,358	313,825	330,700
Repair & Maintenance														
6545 - Electrical Supplies/Repair & Mainter	0	0	0	0	0	0	0	0	125	125	125	125	500	1,500
6600 - General Repair & Maintenance	2,037	105	690	840	4,739	1,293	2,013	500	833	833	834	833	15,550	10,000
6610 - General Maintenance Supplies & Ec	245	0	200	0	0	313	5	0	50	50	50	50	963	600
6625 - HVAC Supplies/Repair & Maintenan	0	0	0	0	0	0	0	0	375	0	0	0	375	750
6745 - Signage Repair & Maintenance	144	0	187	0	0	0	67	923	0	0	0	2,000	3,320	2,000
6765 - Tennis Court Repair & Maintenance	0	0	0	0	0	0	0	0	0	0	0	0	0	500

Income and Expense Projection Report

Tanyard Springs HOA

As of October 31, 2018

Account Description	Mar Actual	Apr Actual	May Actual	Jun Actual	Jul Actual	Aug Actual	Sep Actual	Oct Actual	Nov Budget	Dec Budget	Jan Budget	Feb Budget	Full Year Projected	Total Budget
Repair & Maintenance														
6775 - Basketball Courts Repair & Mainten	0	0	0	0	0	0	0	0	42	42	41	42	167	500
Total Repair & Maintenance	2,426	105	1,077	840	4,739	1,606	2,085	1,423	1,425	1,050	1,050	3,050	20,876	15,850
Pool/Community Center Expenses														
6525 - Clubhouse Repair & Maintenance	255	226	1,284	1,392	3,626	2,602	1,972	500	1,250	1,250	1,250	1,250	16,857	15,000
6570 - Fitness Equipment Repair & Mainte	0	0	0	0	0	245	0	0	0	0	0	2,000	2,245	6,000
6700 - Pool Supplies/Repair & Maintenance	684	0	0	0	460	0	0	0	0	0	0	0	1,144	1,000
6710 - Pool Supplies	0	0	310	0	0	0	0	413	0	0	0	0	723	2,500
9864 - Pool Furniture Repair & Maintenanc	0	0	0	0	0	0	0	0	0	0	0	0	0	2,000
9914 - Community Center Access System	0	0	0	0	0	0	151	0	0	0	0	0	151	150
9916 - Community Center Cleaning Supplie	0	0	0	0	0	454	0	0	100	100	100	100	854	1,200
9918 - Community Center Electric	271	258	2,902	1,741	3,983	338	6,141	532	1,833	1,833	1,834	1,833	23,500	22,000
9920 - Community Center Water/Sewer	0	0	0	0	0	0	0	0	0	0	1,375	0	1,375	5,500
9926 - Community Center Gas	147	249	160	(65)	36	(9)	107	53	0	0	375	0	1,052	1,500
9928 - Tot Lot Repair & Maintenance	0	0	0	0	0	0	0	0	0	0	0	0	0	1,500
9930 - Community Center Patrol/Alarm	26	26	26	1,063	26	26	26	4,862	333	333	334	333	7,417	4,000
9940 - Community Center Staff/Taxes/Bene	7,551	12,123	13,660	12,699	13,690	13,556	13,176	13,408	12,500	12,500	12,500	12,500	149,863	150,000
Total Pool/Community Center Expenses	8,934	12,882	18,342	16,831	21,822	17,212	21,573	19,769	16,016	16,016	17,768	18,016	205,181	212,350
Professional Services														
7000 - Audit & Tax Services	60	100	0	0	0	0	0	0	0	0	0	0	160	4,300
7015 - Management Reimbursements	139	95	106	107	107	105	81	89	83	83	84	83	1,162	1,000
7025 - Legal Services - Collections	6,487	(200)	2,405	(975)	6,283	(123)	2,475	3,417	2,917	2,917	2,916	2,917	31,435	35,000
7030 - Legal Services - General Counsel	5,536	0	4,220	0	1,726	0	977	2,098	1,250	1,250	1,250	1,250	19,557	15,000
7040 - Management Fees	11,296	11,376	11,384	11,376	11,424	8,696	11,392	11,392	11,368	11,368	11,368	11,368	133,808	136,416
Total Professional Services	23,518	11,371	18,115	10,509	19,540	8,677	14,924	16,996	15,618	15,618	15,618	15,618	186,122	191,716
Association Owned Unit Expenses														
8905 - Owned Unit Repair & Maintenance	0	0	0	0	0	0	0	0	8	8	9	8	33	100
Total Association Owned Unit Expenses	0	0	0	0	0	0	0	0	8	8	9	8	33	100

Income and Expense Projection Report

Tanyard Springs HOA

As of October 31, 2018

Account Description	Mar Actual	Apr Actual	May Actual	Jun Actual	Jul Actual	Aug Actual	Sep Actual	Oct Actual	Nov Budget	Dec Budget	Jan Budget	Feb Budget	Full Year Projected	Total Budget
Taxes														
9000 - Federal Income Tax	0	0	0	200	0	0	0	0	0	0	0	0	200	0
9005 - State Income Tax	0	0	0	0	100	0	0	0	0	0	0	0	100	0
9010 - Storm Water Property Tax	0	0	0	0	17,345	0	0	0	0	0	0	0	17,345	12,000
Total Taxes	0	0	0	200	17,445	0	0	0	0	0	0	0	17,645	12,000
Other Expenses														
9100 - Operating Reserves Expenses	0	0	0	0	0	0	0	0	1,833	1,833	1,834	1,833	7,333	22,000
9800 - Repair & Replacement Expenses	9,708	9,707	9,708	9,707	9,708	9,708	9,707	9,708	9,707	9,708	9,707	9,708	116,491	116,491
9836 - TH Reserves Expense	8,621	8,621	8,621	8,621	8,621	8,622	8,621	8,621	8,621	8,621	8,621	8,621	103,453	103,453
9908 - Misc Expenses	0	0	0	0	0	0	180	0	83	83	84	83	513	1,000
9912 - Operating Contingency Expenses	0	0	0	0	0	0	0	0	7,083	7,083	7,084	7,083	28,333	85,000
Total Other Expenses	18,329	18,328	18,329	18,328	18,329	18,330	18,508	18,329	27,327	27,328	27,330	27,328	256,123	327,944
Total Expense	96,979	104,335	111,830	103,470	127,122	96,914	101,560	96,229	100,585	153,134	164,856	157,547	1,414,562	1,552,330
Association Summary	41,880	31,343	19,032	36,080	9,969	39,340	29,825	34,801	28,534	(24,067)	(35,786)	(28,623)	182,329	0

Check Disbursement Report

Tanyard Springs HOA

Mon Oct 01, 2018 thru Wed Oct 31, 2018

Vendor	Dept - Account - Project	Trans Date	Remarks	Reference	Amount
Pacific Premier Bank					
Community Management Corp. - PO Box 10821, Chantilly, VA 20153-0821 - (703) 631-7200					
	Check Number: 02000568	Check Date: 10/01/2018	Check Amount: 11,392.00		
	954 - 7040 - Management Fees	10/01/2018	Management fee For October 2018		11,392.00
Commonwealth Digital Office Solutions - 21205 Ridgetop Cir, Sterling, VA 20166-6501 - (800) 869-9986					
	Check Number: 01001448	Check Date: 10/03/2018	Check Amount: 209.35		
	954 - 5210 - Printing & Copying	10/01/2018	office equipment expenses		209.35
Whiteford, Taylor & Preston, L.L.P. - 7 Saint Paul St, Baltimore, MD 21202 - (443) 263-8713					
	Check Number: 01001449	Check Date: 10/03/2018	Check Amount: 5,514.60		
	954 - 7025 - Legal Services - Collections	10/01/2018	This invoice splits between two GLs		3,416.60
	954 - 7030 - Legal Services - General Counsel	10/01/2018	General Matters (08/31/2018)		2,098.00
Pet Waste Eliminator - PO Box 4422, Houston, TX 77210-4422 - (800) 790-8896					
	Check Number: 01001450	Check Date: 10/03/2018	Check Amount: 119.90		
	954 - 6445 - Pet Waste Services	10/01/2018	500 LINERS		119.90
Stay Alert Security Services, LLC - 400 Jordon Pond Lane, Bowie, MD 20721 - (301) 675-3557					
	Check Number: 01001451	Check Date: 10/03/2018	Check Amount: 1,848.00		
	954 - 6440 - Safety & Security	10/01/2018	PATROL		1,848.00
Atlantic Maintenance Group, LLC - 101 Holsum Way Ste E, Glen Burnie, MD 21060-6500 - (410) 768-4720					
	Check Number: 02000569	Check Date: 10/03/2018	Check Amount: 6,160.00		
	954 - 6430 - Community Center Janitorial Services	10/01/2018	This invoice splits between 4 GLs		1,830.00
	954 - 6445 - Pet Waste Services	10/01/2018	This invoice splits between 4 GLs		1,830.00
	954 - 6525 - Clubhouse Repair & Maintenance	10/01/2018	This invoice splits between 4 GLs		1,500.00
	954 - 6600 - General Repair & Maintenance	10/01/2018	This invoice splits between 4 GLs		1,000.00
Cheri Aure - 254 Severn Rd, Millersville, MD 21108					
	Check Number: 01001452	Check Date: 10/04/2018	Check Amount: 89.00		
	954 - 2050 - Resident Refunds	10/01/2018	Over-Paid Unit Sold 8/10/2018	345-4116	89.00
Steven W & Betsy L Whetstone - 174 Chesterfield Dr, Palmyra, PA 17078					
	Check Number: 01001453	Check Date: 10/04/2018	Check Amount: 89.00		
	954 - 2050 - Resident Refunds	10/01/2018	Over-Paid Unit Sold 8/13/2018	332-0541	89.00
Superior Real Estate Invest. - 103 Coley St, Rolesville, NC 27571					
	Check Number: 01001454	Check Date: 10/04/2018	Check Amount: 262.61		
	954 - 2050 - Resident Refunds	10/01/2018	Over-Paid Unit Sold 12/15/2017	431-1300	262.61
Community Management Corp.-Property - Re: Payroll, Chantilly, VA 20153-0821					
	Check Number: 03000381	Check Date: 10/05/2018	Check Amount: 5,654.43		
	954 - 2400 - Accrued Payroll Payable	10/05/2018	Payroll Reimbursement		4,847.46
	954 - 2400 - Accrued Payroll Payable	10/05/2018	Workers Compensation		360.93

Check Disbursement Report

Tanyard Springs HOA

Mon Oct 01, 2018 thru Wed Oct 31, 2018

Vendor	Dept - Account - Project	Trans Date	Remarks	Reference	Amount
Pacific Premier Bank					
Community Management Corp.-Property - Re: Payroll, Chantilly, VA 20153-0821					
Check Number: 03000381 Check Date: 10/05/2018 Check Amount: 5,654.43					
	954 - 2400 - Accrued Payroll Payable	10/05/2018	Payroll Administration		406.04
	954 - 2400 - Accrued Payroll Payable	10/05/2018	Benefits Administration		40.00
Commonwealth Digital Office Solutions - 21205 Ridgetop Cir, Sterling, VA 20166-6501 - (800) 869-9986					
Check Number: 01001455 Check Date: 10/11/2018 Check Amount: 23.85					
	954 - 5085 - Office Equipment Expenses	10/01/2018	office equipment expenses		23.85
Pet Waste Eliminator - PO Box 4422, Houston, TX 77210-4422 - (800) 790-8896					
Check Number: 01001456 Check Date: 10/11/2018 Check Amount: 320.00					
	954 - 6445 - Pet Waste Services	10/01/2018	Invoice for Pet Waste Station Bags		320.00
Sign Central Inc. - 7500 Energy Ct Ste 7, Curtis Bay, MD 21226 - (410) 360-3188					
Check Number: 01001457 Check Date: 10/11/2018 Check Amount: 720.80					
	954 - 6745 - Signage Repair & Maintenance	10/01/2018	Signs and Graphics		720.80
Community Management Corp. - PO Box 10821, Chantilly, VA 20153-0821 - (703) 631-7200					
Check Number: 02000570 Check Date: 10/11/2018 Check Amount: 4,434.07					
	954 - 4715 - Attorney Turnove Fee	10/01/2018	Delinquent Account Turnover to Attorn		75.00
	954 - 5025 - Collection Charges	10/01/2018	2nd/3rd Delinquency Notices		650.00
	954 - 5030 - Coupon Costs	10/01/2018	Coupon Booklets/Direct Debit		11.00
	954 - 5030 - Coupon Costs	10/01/2018	Direct Debit Set-Up or Account Chang		10.00
	954 - 5030 - Coupon Costs	10/01/2018	Manual Processing of Assessment Pa		62.00
	954 - 5030 - Coupon Costs	10/01/2018	New Owner Account Set-Up		1,125.00
	954 - 5030 - Coupon Costs	10/01/2018	Temporary Assessment Coupons		2.00
	954 - 5035 - Architectural	10/01/2018	ARC Customer Support		10.00
	954 - 5195 - Other Administrative Services	10/01/2018	1st Delinquency Notice/Friendly Remi		1,960.00
	954 - 5210 - Printing & Copying	10/01/2018	Copy/Scans Black and White		22.40
	954 - 5215 - Postage	10/01/2018	Coupon Book Postage - OPTIMAL		1.84
	954 - 5215 - Postage	10/01/2018	Postage 2nd/3rd Collection Letters		184.08
	954 - 5215 - Postage	10/01/2018	Postage First Class - 1oz.		240.10
	954 - 7015 - Management Reimbursements	10/01/2018	Envelope (Regular/Window)		10.65
	954 - 7015 - Management Reimbursements	10/01/2018	Laser Checks		15.50
	954 - 7015 - Management Reimbursements	10/01/2018	Miscellaneous Supplies		5.50
	954 - 7015 - Management Reimbursements	10/01/2018	Records Storage		49.00
Atlantic Maintenance Group, LLC - 101 Holsum Way Ste E, Glen Burnie, MD 21060-6500 - (410) 768-4720					
Check Number: 02000571 Check Date: 10/11/2018 Check Amount: 1,490.00					
	954 - 6165 - Tree Removal	10/01/2018	Landscaping		1,490.00

Check Disbursement Report

Tanyard Springs HOA

Mon Oct 01, 2018 thru Wed Oct 31, 2018

Vendor	Dept - Account - Project	Trans Date	Remarks	Reference	Amount
Pacific Premier Bank					
Verizon - PO Box 4830, Trenton, NJ 08650					
	Check Number: 01001458	Check Date: 10/17/2018	Check Amount: 500.45		
	954 - 6040 - Bundled Telecom Services	10/05/2018	410-360-4018	000650993167 81Y	500.45
Alarm One Integrators, Inc. - PO Box 778, Crownsville, MD 21032-0778 - (410) 789-4717					
	Check Number: 01001459	Check Date: 10/17/2018	Check Amount: 26.49		
	954 - 9930 - Community Center Patrol/Alarm	10/12/2018			26.49
Premier Waste Outsourcing LLC - PO Box 851, Annapolis, MD 21404-0851 - (443) 988-3842					
	Check Number: 01001460	Check Date: 10/17/2018	Check Amount: 80.00		
	954 - 6035 - Trash and Recycling Service	10/05/2018	Trash & Recycling Services		80.00
Stay Alert Security Services, LLC - 400 Jordon Pond Lane, Bowie, MD 20721 - (301) 675-3557					
	Check Number: 01001461	Check Date: 10/17/2018	Check Amount: 1,848.00		
	954 - 6440 - Safety & Security	10/09/2018	Security Patrol Svcs - 9/16-9/30/18		1,848.00
A. Wingate & J. Heiser - 7030 INGRAHM DR, Glen Burnie, MD 21060					
	Check Number: 01001462	Check Date: 10/17/2018	Check Amount: 178.00		
	954 - 2050 - Resident Refunds	10/05/2018	overpaid-unit sold 8/15/2018	00354-1964	178.00
Atlantic Maintenance Group, LLC - 101 Holsum Way Ste E, Glen Burnie, MD 21060-6500 - (410) 768-4720					
	Check Number: 02000572	Check Date: 10/17/2018	Check Amount: 5,320.00		
	954 - 6430 - Community Center Janitorial Services	10/03/2018	This invoice splits between 4 GLs		2,160.00
	954 - 6445 - Pet Waste Services	10/03/2018	This invoice splits between 4 GLs		2,160.00
	954 - 6525 - Clubhouse Repair & Maintenance	10/03/2018	This invoice splits between 4 GLs		500.00
	954 - 6610 - General Maintenance Supplies & Equipment	10/03/2018	This invoice splits between 4 GLs		500.00
BGE - PO Box 13070, Philadelphia, PA 19101 - (800) 265-6177					
	Check Number: 03000378	Check Date: 10/17/2018	Check Amount: 27.14		
	954 - 6065 - Electricity - Clock Tower	10/10/2018	1 Tanyard Springs Ln 8/28-9/27/18	2107650000	27.14
BGE - PO Box 13070, Philadelphia, PA 19101 - (800) 265-6177					
	Check Number: 03000379	Check Date: 10/17/2018	Check Amount: 1,814.50		
	954 - 9918 - Community Center Electric	10/09/2018	6920 Heritage Xing 8/28-9/27/18	0573411000	1,762.73
	954 - 9926 - Community Center Gas	10/09/2018	6920 Heritage Xing 8/28-9/27/18	0573411000	51.77
BGE - PO Box 13070, Philadelphia, PA 19101 - (800) 265-6177					
	Check Number: 03000380	Check Date: 10/17/2018	Check Amount: 8,578.82		
	954 - 6060 - Electricity - Street Lights	10/10/2018	1 Tanyard Springs LN -8/29-9/28/18	5045461000	8,578.82
Community Management Corp.-Property - Re: Payroll, Chantilly, VA 20153-0821					
	Check Number: 03000382	Check Date: 10/19/2018	Check Amount: 5,902.61		
	954 - 2400 - Accrued Payroll Payable	10/19/2018	Payroll Reimbursement		5,061.80
	954 - 2400 - Accrued Payroll Payable	10/19/2018	Workers Compensation		376.85

Check Disbursement Report

Tanyard Springs HOA

Mon Oct 01, 2018 thru Wed Oct 31, 2018

Vendor	Dept - Account - Project	Trans Date	Remarks	Reference	Amount
Pacific Premier Bank					
Community Management Corp.-Property - Re: Payroll, Chantilly, VA 20153-0821					
Check Number: 03000382 Check Date: 10/19/2018 Check Amount: 5,902.61					
	954 - 2400 - Accrued Payroll Payable	10/19/2018	Payroll Administration		423.96
	954 - 2400 - Accrued Payroll Payable	10/19/2018	Benefits Administration		40.00
Sign Central Inc. - 7500 Energy Ct Ste 7, Curtis Bay, MD 21226 - (410) 360-3188					
Check Number: 01001463 Check Date: 10/22/2018 Check Amount: 202.03					
	954 - 6745 - Signage Repair & Maintenance	10/15/2018	signage "Private Property"		202.03
Stay Alert Security Services, LLC - 400 Jordon Pond Lane, Bowie, MD 20721 - (301) 675-3557					
Check Number: 01001464 Check Date: 10/22/2018 Check Amount: 1,680.00					
	954 - 6440 - Safety & Security	10/18/2018	Security Patrol Service		1,680.00
Community Management Corp. - PO Box 10821, Chantilly, VA 20153-0821 - (703) 631-7200					
Check Number: 02000573 Check Date: 10/22/2018 Check Amount: 550.00					
	954 - 9940 - Community Center Staff/Taxes/Benefits	10/15/2018	Medical,Dental,Life insur		550.00
Tessania Patterson - 7843 STONEBRIAR DR, Glen Burnie, MD 21060					
Check Number: 01001465 Check Date: 10/23/2018 Check Amount: 194.00					
	954 - 2050 - Resident Refunds	10/11/2018	Over Paid Unit Sold 08/24/2018	389-8125	194.00
Daniel Karabaich - 303 Conundrum Ct, Frederick, MD 21702					
Check Number: 01001466 Check Date: 10/23/2018 Check Amount: 178.00					
	954 - 2050 - Resident Refunds	10/16/2018	Overpaid Unit sold 8/24/18	00356-9425	178.00
GAM Graphics & Marketing - 45969 Nokes Blvd Ste 130, Sterling, VA 20166-6606 - (703) 450-4121					
Check Number: 01001467 Check Date: 10/26/2018 Check Amount: 1,145.65					
	954 - 5090 - Office Supplies	10/22/2018	Envelopes-Welcome Package Custon		1,145.65
High Sierra Pools - 2704 Columbia Pike, Arlington, VA 22204 - (703) 920-1750					
Check Number: 01001468 Check Date: 10/26/2018 Check Amount: 413.00					
	954 - 6710 - Pool Supplies	10/19/2018	2018 Pool Supplies		413.00
Total for Pacific Premier Bank					66,966.30
Total for Tanyard Springs HOA					66,966.30

General Ledger Report Tanyard Springs HOA

From October 01, 2018 To October 31, 2018

Date	Batch	Source	Project	Description	Reference	Amount
Assets						
1013 - PPB Operating 1405						Opening Balance: 398,395.23
10/01/2018	5603532	C3 ACH Payment		ATGPay Online Payment	ACH Payment	77.00
	5603544	C3 Credit Card Payment		ATGPay Online Payment	Credit Card Payment	104.00
	5603727	C3 Credit Card Payment		ATGPay Online Payment	Credit Card Payment	104.00
	5604095	C3 ACH Payment		ATGPay Online Payment	ACH Payment	89.00
	5604221	C3 ACH Payment		ATGPay Online Payment	ACH Payment	95.00
	5604323	C3 Credit Card Payment		ATGPay Online Payment	Credit Card Payment	105.00
	5604365	C3 Credit Card Payment		ATGPay Online Payment	Credit Card Payment	89.00
	5604387	C3 ACH Payment		ATGPay Online Payment	ACH Payment	193.00
	5604561	C3 ACH Payment		ATGPay Online Payment	ACH Payment	193.00
	5604590	C3 ACH Payment		ATGPay Online Payment	ACH Payment	193.00
	5604627	C3 Credit Card Payment		ATGPay Online Payment	Credit Card Payment	193.00
	5604808	GJ Misc Deposit		Misc Deposit	Mon Oct 01, 2018	912.91
	5604868	C3 ACH Payment		ATGPay Online Payment	ACH Payment	89.00
	5604901	C3 ACH Payment		ATGPay Online Payment	ACH Payment	89.00
	5604932	C3 ACH Payment		ATGPay Online Payment	ACH Payment	89.00
	5605561	AP Check Run 10-01-2018		Community Management Corp.	Check No 02000568	(11,392.00)
	5606303	C3 Credit Card Payment		ATGPay Online Payment	Credit Card Payment	89.00
	5606341	C3 Credit Card Payment		ATGPay Online Payment	Credit Card Payment	89.00
	5606377	C3 ACH Payment		ATGPay Online Payment	ACH Payment	89.00
	5606403	C3 ACH Payment		ATGPay Online Payment	ACH Payment	89.00
	5606712	C3 Lock Box Receipts		111 Items on Lock Box File	Lock Box Receipts	10,020.00
10/02/2018	5603725	C3 Cash Receipts		002 Items on Deposit Slip	Cash Receipts	349.00
	5606532	C3 Credit Card Payment		ATGPay Online Payment	Credit Card Payment	89.00
	5606558	C3 ACH Payment		ATGPay Online Payment	ACH Payment	89.00
	5606901	C3 ACH Payment		ATGPay Online Payment	ACH Payment	89.00
	5607024	C3 ACH Payment		ATGPay Online Payment	ACH Payment	89.00
	5607153	C3 Credit Card Payment		ATGPay Online Payment	Credit Card Payment	89.00
	5607329	C3 ACH Payment		ATGPay Online Payment	ACH Payment	89.00
	5607366	C3 ACH Payment		ATGPay Online Payment	ACH Payment	90.00
	5607381	C3 Credit Card Payment		ATGPay Online Payment	Credit Card Payment	104.00
	5607399	C3 Credit Card Payment		ATGPay Online Payment	Credit Card Payment	89.00
	5607643	C3 Credit Card Payment		ATGPay Online Payment	Credit Card Payment	89.00
	5608065	C3 ACH Payment		ATGPay Online Payment	ACH Payment	5.00
	5608312	C3 Lock Box Receipts		042 Items on Lock Box File	Lock Box Receipts	4,072.00
10/03/2018	5606540	C3 Cash Receipts		003 Items on Deposit Slip	Cash Receipts	243.00
	5608129	C3 ACH Payment		ATGPay Online Payment	ACH Payment	89.00
	5608143	C3 ACH Payment		ATGPay Online Payment	ACH Payment	89.00
	5608150	C3 ACH Payment		ATGPay Online Payment	ACH Payment	89.00
	5608710	C3 ACH Payment		ATGPay Online Payment	ACH Payment	193.00
	5608714	C3 ACH Payment		ATGPay Online Payment	ACH Payment	89.00
	5608877	C3 Credit Card Payment		ATGPay Online Payment	Credit Card Payment	89.00
	5608883	C3 Credit Card Payment		ATGPay Online Payment	Credit Card Payment	89.00

General Ledger Report Tanyard Springs HOA

From October 01, 2018 To October 31, 2018

Date	Batch	Source	Project	Description	Reference	Amount
Assets						
1013 - PPB Operating 1405						Balance From Previous Page: 406,296.14
10/03/2018	5608904	C3 ACH Payment		ATGPay Online Payment	ACH Payment	77.00
	5608927	C3 ACH Payment		ATGPay Online Payment	ACH Payment	193.00
	5608929	C3 ACH Payment		ATGPay Online Payment	ACH Payment	89.00
	5609097	C3 Credit Card Payment		ATGPay Online Payment	Credit Card Payment	89.00
	5609109	C3 Credit Card Payment		ATGPay Online Payment	Credit Card Payment	100.00
	5609124	C3 ACH Payment		ATGPay Online Payment	ACH Payment	89.00
	5609758	AP Check Run 10-03-2018		Atlantic Maintenance Group, LLC	Check No 02000569	(6,160.00)
	5609759	AP Check Run 10-03-2018		Commonwealth Digital Office Solutions	Check No 01001448	(209.35)
	5609760	AP Check Run 10-03-2018		Whiteford, Taylor & Preston, L.L.P.	Check No 01001449	(5,514.60)
	5609761	AP Check Run 10-03-2018		Pet Waste Eliminator	Check No 01001450	(119.90)
	5609762	AP Check Run 10-03-2018		Stay Alert Security Services, LLC	Check No 01001451	(1,848.00)
	5610211	C3 ACH Payment		ATGPay Online Payment	ACH Payment	89.00
	5610248	C3 ACH Payment		ATGPay Online Payment	ACH Payment	89.00
	5610261	C3 Credit Card Payment		ATGPay Online Payment	Credit Card Payment	89.00
	5610663	C3 Direct Debit		245 Items on Direct Debit	Direct Debit	21,373.00
	5610767	C3 Lock Box Receipts		016 Items on Lock Box File	Lock Box Receipts	1,381.00
10/04/2018	5608572	C3 Cash Receipts		001 Items on Deposit Slip	Cash Receipts	87.00
	5610293	C3 ACH Payment		ATGPay Online Payment	ACH Payment	89.00
	5611068	C3 ACH Payment		ATGPay Online Payment	ACH Payment	89.00
	5611082	C3 Credit Card Payment		ATGPay Online Payment	Credit Card Payment	77.00
	5611236	C3 ACH Payment		ATGPay Online Payment	ACH Payment	89.00
	5611480	C3 Credit Card Payment		ATGPay Online Payment	Credit Card Payment	89.00
	5611510	C3 Credit Card Payment		ATGPay Online Payment	Credit Card Payment	89.00
	5611978	AP Check Run 10-04-2018		Cheri Aure	Check No 01001452	(89.00)
	5611979	AP Check Run 10-04-2018		Steven W & Betsy L Whetstone	Check No 01001453	(89.00)
	5611980	AP Check Run 10-04-2018		Superior Real Estate Invest.	Check No 01001454	(262.61)
	5612201	C3 ACH Payment		ATGPay Online Payment	ACH Payment	89.00
	5612202	C3 Credit Card Payment		ATGPay Online Payment	Credit Card Payment	218.00
	5612209	C3 ACH Payment		ATGPay Online Payment	ACH Payment	77.00
	5612245	C3 Credit Card Payment		ATGPay Online Payment	Credit Card Payment	89.00
	5612280	C3 Credit Card Payment		ATGPay Online Payment	Credit Card Payment	89.00
	5612283	C3 ACH Payment		ATGPay Online Payment	ACH Payment	89.00
	5612296	C3 ACH Payment		ATGPay Online Payment	ACH Payment	89.00
	5612331	C3 Credit Card Payment		ATGPay Online Payment	Credit Card Payment	89.00
	5612337	C3 Credit Card Payment		ATGPay Online Payment	Credit Card Payment	89.00
	5612340	C3 Credit Card Payment		ATGPay Online Payment	Credit Card Payment	89.00
	5612355	C3 Credit Card Payment		ATGPay Online Payment	Credit Card Payment	89.00
	5612369	C3 ACH Payment		ATGPay Online Payment	ACH Payment	87.00
	5612412	C3 Credit Card Payment		ATGPay Online Payment	Credit Card Payment	89.00
	5612423	C3 ACH Payment		ATGPay Online Payment	ACH Payment	89.00
	5612427	C3 ACH Payment		ATGPay Online Payment	ACH Payment	89.00
	5612435	C3 ACH Payment		ATGPay Online Payment	ACH Payment	87.00

General Ledger Report Tanyard Springs HOA

From October 01, 2018 To October 31, 2018

Date	Batch	Source	Project	Description	Reference	Amount
Assets						
1013 - PPB Operating 1405						Balance From Previous Page: 417,807.68
10/04/2018	5612448	C3		Credit Card Payment	ATGPay Online Payment	87.00
	5612456	C3		ACH Payment	ATGPay Online Payment	82.00
	5612468	C3		Credit Card Payment	ATGPay Online Payment	89.00
	5612476	C3		Credit Card Payment	ATGPay Online Payment	89.00
	5612543	C3		Credit Card Payment	ATGPay Online Payment	89.00
	5612584	C3		ACH Payment	ATGPay Online Payment	89.00
	5612591	C3		ACH Payment	ATGPay Online Payment	89.00
	5612611	C3		ACH Payment	ATGPay Online Payment	73.00
	5612626	C3		ACH Payment	ATGPay Online Payment	89.00
	5612676	C3		ACH Payment	ATGPay Online Payment	87.00
	5612711	C3		ACH Payment	ATGPay Online Payment	89.00
	5612722	C3		ACH Payment	ATGPay Online Payment	258.00
	5612758	C3		ACH Payment	ATGPay Online Payment	89.00
	5612798	C3		Credit Card Payment	ATGPay Online Payment	89.00
	5612801	C3		ACH Payment	ATGPay Online Payment	89.00
	5612808	C3		Credit Card Payment	ATGPay Online Payment	218.00
	5612815	C3		ACH Payment	ATGPay Online Payment	87.00
	5612837	C3		ACH Payment	ATGPay Online Payment	89.00
	5612847	C3		ACH Payment	ATGPay Online Payment	89.00
	5612861	C3		Credit Card Payment	ATGPay Online Payment	89.00
	5612910	C3		Credit Card Payment	ATGPay Online Payment	89.00
	5612921	C3		ACH Payment	ATGPay Online Payment	87.00
	5612938	C3		Credit Card Payment	ATGPay Online Payment	89.00
	5618796	C3		Lock Box Receipts	032 Items on Lock Box File	3,202.00
10/05/2018	5612972	C3		ACH Payment	ATGPay Online Payment	89.00
	5613023	C3		Credit Card Payment	ATGPay Online Payment	89.00
	5613067	C3		Credit Card Payment	ATGPay Online Payment	89.00
	5613104	C3		ACH Payment	ATGPay Online Payment	82.00
	5613108	C3		Credit Card Payment	ATGPay Online Payment	77.00
	5613121	C3		Credit Card Payment	ATGPay Online Payment	218.00
	5613134	C3		ACH Payment	ATGPay Online Payment	89.00
	5613148	C3		Credit Card Payment	ATGPay Online Payment	89.00
	5613150	C3		ACH Payment	ATGPay Online Payment	87.95
	5613158	C3		Credit Card Payment	ATGPay Online Payment	89.00
	5613182	C3		ACH Payment	ATGPay Online Payment	89.00
	5613187	C3		Credit Card Payment	ATGPay Online Payment	89.00
	5613198	C3		Credit Card Payment	ATGPay Online Payment	89.00
	5613224	C3		ACH Payment	ATGPay Online Payment	89.00
	5613227	C3		ACH Payment	ATGPay Online Payment	82.00
	5613232	C3		Credit Card Payment	ATGPay Online Payment	89.00
	5613284	C3		ACH Payment	ATGPay Online Payment	87.00
	5613310	C3		Credit Card Payment	ATGPay Online Payment	89.00

General Ledger Report Tanyard Springs HOA

From October 01, 2018 To October 31, 2018

Date	Batch	Source	Project	Description	Reference	Amount
Assets						
1013 - PPB Operating 1405						Balance From Previous Page: 425,025.63
10/05/2018	5613326	C3		Credit Card Payment	ATGPay Online Payment	89.00
	5613335	C3		ACH Payment	Credit Card Payment	89.00
	5613340	C3		ACH Payment	ACH Payment	89.00
	5613365	C3		ACH Payment	ACH Payment	77.00
	5613371	C3		ACH Payment	ACH Payment	89.00
	5613374	C3		ACH Payment	ACH Payment	89.00
	5613405	C3		ACH Payment	ACH Payment	89.00
	5613453	C3		Credit Card Payment	ACH Payment	89.00
	5613500	C3		ACH Payment	Credit Card Payment	89.00
	5613554	C3		Credit Card Payment	ACH Payment	73.00
	5613646	C3		ACH Payment	Credit Card Payment	89.00
	5613647	C3		ACH Payment	ACH Payment	89.00
	5613665	C3		ACH Payment	ACH Payment	82.00
	5613672	C3		ACH Payment	ACH Payment	89.00
	5613680	C3		ACH Payment	ACH Payment	70.00
	5613735	C3		ACH Payment	ACH Payment	75.00
	5613739	C3		ACH Payment	ACH Payment	77.00
	5613744	C3		ACH Payment	ACH Payment	70.00
	5613748	C3		ACH Payment	ACH Payment	87.00
	5613758	C3		Credit Card Payment	ACH Payment	89.00
	5613813	C3		ACH Payment	Credit Card Payment	89.00
	5613834	C3		ACH Payment	ACH Payment	89.00
	5613838	C3		Credit Card Payment	ACH Payment	77.00
	5613856	C3		Credit Card Payment	Credit Card Payment	89.00
	5613876	C3		ACH Payment	Credit Card Payment	89.00
	5613880	C3		Credit Card Payment	ACH Payment	100.00
	5613940	C3		ACH Payment	Credit Card Payment	89.00
	5613952	C3		ACH Payment	ACH Payment	89.00
	5613966	C3		ACH Payment	ACH Payment	82.00
	5613975	C3		ACH Payment	ACH Payment	87.00
	5613982	C3		ACH Payment	ACH Payment	89.00
	5613990	C3		ACH Payment	ACH Payment	89.00
	5614007	C3		ACH Payment	ACH Payment	89.00
	5614031	C3		ACH Payment	ACH Payment	77.00
	5614033	C3		ACH Payment	ACH Payment	89.00
	5614037	C3		Credit Card Payment	ACH Payment	89.00
	5614042	C3		ACH Payment	Credit Card Payment	218.00
	5614050	C3		ACH Payment	ACH Payment	89.00
	5614110	C3		Credit Card Payment	ACH Payment	86.00
	5614113	C3		ACH Payment	Credit Card Payment	89.00
	5614119	C3		ACH Payment	ACH Payment	89.00
	5614142	C3		ACH Payment	ACH Payment	77.00
					ACH Payment	77.00
					ACH Payment	87.00

General Ledger Report Tanyard Springs HOA

From October 01, 2018 To October 31, 2018

Date	Batch	Source	Project	Description	Reference	Amount
Assets						
1013 - PPB Operating 1405						Balance From Previous Page: 428,740.63
10/05/2018	5614156	C3 ACH Payment		ATGPay Online Payment	ACH Payment	70.00
	5614160	C3 ACH Payment		ATGPay Online Payment	ACH Payment	87.00
	5614171	C3 ACH Payment		ATGPay Online Payment	ACH Payment	89.00
	5614200	C3 ACH Payment		ATGPay Online Payment	ACH Payment	89.00
	5614347	C3 Credit Card Payment		ATGPay Online Payment	Credit Card Payment	89.00
	5614354	C3 ACH Payment		ATGPay Online Payment	ACH Payment	89.00
	5614370	C3 ACH Payment		ATGPay Online Payment	ACH Payment	87.00
	5614385	C3 ACH Payment		ATGPay Online Payment	ACH Payment	89.00
	5614390	C3 ACH Payment		ATGPay Online Payment	ACH Payment	89.00
	5614396	C3 Credit Card Payment		ATGPay Online Payment	Credit Card Payment	89.00
	5614411	C3 ACH Payment		ATGPay Online Payment	ACH Payment	77.00
	5614441	C3 ACH Payment		ATGPay Online Payment	ACH Payment	127.00
	5614580	C3 ACH Payment		ATGPay Online Payment	ACH Payment	92.00
	5614608	C3 Credit Card Payment		ATGPay Online Payment	Credit Card Payment	89.00
	5614668	C3 Credit Card Payment		ATGPay Online Payment	Credit Card Payment	89.00
	5614680	C3 ACH Payment		ATGPay Online Payment	ACH Payment	77.00
	5614724	C3 ACH Payment		ATGPay Online Payment	ACH Payment	89.00
	5614741	C3 ACH Payment		ATGPay Online Payment	ACH Payment	87.00
	5614762	C3 ACH Payment		ATGPay Online Payment	ACH Payment	75.00
	5614768	C3 ACH Payment		ATGPay Online Payment	ACH Payment	89.00
	5614772	C3 ACH Payment		ATGPay Online Payment	ACH Payment	89.00
	5614777	C3 ACH Payment		ATGPay Online Payment	ACH Payment	89.00
	5614797	C3 Credit Card Payment		ATGPay Online Payment	Credit Card Payment	89.00
	5614826	C3 ACH Payment		ATGPay Online Payment	ACH Payment	87.00
	5614827	C3 ACH Payment		ATGPay Online Payment	ACH Payment	87.00
	5614832	C3 Credit Card Payment		ATGPay Online Payment	Credit Card Payment	89.00
	5614870	C3 Credit Card Payment		ATGPay Online Payment	Credit Card Payment	89.00
	5614874	C3 ACH Payment		ATGPay Online Payment	ACH Payment	89.00
	5614898	C3 ACH Payment		ATGPay Online Payment	ACH Payment	89.00
	5614935	C3 Credit Card Payment		ATGPay Online Payment	Credit Card Payment	89.00
	5614988	C3 ACH Payment		ATGPay Online Payment	ACH Payment	77.00
	5615014	C3 ACH Payment		ATGPay Online Payment	ACH Payment	89.00
	5615045	C3 ACH Payment		ATGPay Online Payment	ACH Payment	82.00
	5615065	C3 ACH Payment		ATGPay Online Payment	ACH Payment	77.00
	5615113	C3 ACH Payment		ATGPay Online Payment	ACH Payment	89.00
	5615154	C3 ACH Payment		ATGPay Online Payment	ACH Payment	89.00
	5615163	C3 Credit Card Payment		ATGPay Online Payment	Credit Card Payment	89.00
	5615187	C3 Credit Card Payment		ATGPay Online Payment	Credit Card Payment	89.00
	5615261	C3 Credit Card Payment		ATGPay Online Payment	Credit Card Payment	89.00
	5615263	C3 ACH Payment		ATGPay Online Payment	ACH Payment	87.00
	5615279	C3 Credit Card Payment		ATGPay Online Payment	Credit Card Payment	89.00
	5615293	C3 ACH Payment		ATGPay Online Payment	ACH Payment	82.00

General Ledger Report Tanyard Springs HOA

From October 01, 2018 To October 31, 2018

Date	Batch	Source	Project	Description	Reference	Amount
Assets						
1013 - PPB Operating 1405						Balance From Previous Page: 432,412.63
10/05/2018	5615304	C3 ACH Payment		ATGPay Online Payment	ACH Payment	80.00
	5615386	C3 ACH Payment		ATGPay Online Payment	ACH Payment	80.00
	5615440	C3 ACH Payment		ATGPay Online Payment	ACH Payment	75.75
	5615447	C3 ACH Payment		ATGPay Online Payment	ACH Payment	45.00
	5615465	C3 ACH Payment		ATGPay Online Payment	ACH Payment	89.00
	5615492	C3 ACH Payment		ATGPay Online Payment	ACH Payment	75.00
	5615495	C3 ACH Payment		ATGPay Online Payment	ACH Payment	87.00
	5615520	C3 Credit Card Payment		ATGPay Online Payment	Credit Card Payment	89.00
	5615544	C3 ACH Payment		ATGPay Online Payment	ACH Payment	89.00
	5615553	C3 ACH Payment		ATGPay Online Payment	ACH Payment	87.00
	5615556	C3 ACH Payment		ATGPay Online Payment	ACH Payment	89.00
	5615587	C3 ACH Payment		ATGPay Online Payment	ACH Payment	89.00
	5615608	C3 Credit Card Payment		ATGPay Online Payment	Credit Card Payment	89.00
	5615610	C3 ACH Payment		ATGPay Online Payment	ACH Payment	89.00
	5615708	C3 ACH Payment		ATGPay Online Payment	ACH Payment	89.00
	5615748	C3 ACH Payment		ATGPay Online Payment	ACH Payment	89.00
	5615868	C3 ACH Payment		ATGPay Online Payment	ACH Payment	89.00
	5615870	C3 ACH Payment		ATGPay Online Payment	ACH Payment	82.00
	5615900	C3 Credit Card Payment		ATGPay Online Payment	Credit Card Payment	89.00
	5615905	C3 ACH Payment		ATGPay Online Payment	ACH Payment	89.00
	5615963	C3 ACH Payment		ATGPay Online Payment	ACH Payment	87.00
	5615996	C3 ACH Payment		ATGPay Online Payment	ACH Payment	77.00
	5615999	C3 ACH Payment		ATGPay Online Payment	ACH Payment	89.00
	5616026	C3 ACH Payment		ATGPay Online Payment	ACH Payment	87.00
	5616049	C3 ACH Payment		ATGPay Online Payment	ACH Payment	89.00
	5616051	C3 ACH Payment		ATGPay Online Payment	ACH Payment	89.00
	5616154	C3 Credit Card Payment		ATGPay Online Payment	Credit Card Payment	89.00
	5616197	C3 ACH Payment		ATGPay Online Payment	ACH Payment	89.00
	5616209	C3 ACH Payment		ATGPay Online Payment	ACH Payment	89.00
	5616234	C3 ACH Payment		ATGPay Online Payment	ACH Payment	70.00
	5616242	C3 ACH Payment		ATGPay Online Payment	ACH Payment	89.00
	5616291	C3 Credit Card Payment		ATGPay Online Payment	Credit Card Payment	89.00
	5616309	C3 Credit Card Payment		ATGPay Online Payment	Credit Card Payment	89.00
	5616316	C3 ACH Payment		ATGPay Online Payment	ACH Payment	89.00
	5616328	C3 ACH Payment		ATGPay Online Payment	ACH Payment	82.00
	5616345	C3 ACH Payment		ATGPay Online Payment	ACH Payment	89.00
	5616350	C3 ACH Payment		ATGPay Online Payment	ACH Payment	77.00
	5616365	C3 Credit Card Payment		ATGPay Online Payment	Credit Card Payment	89.00
	5616379	C3 Credit Card Payment		ATGPay Online Payment	Credit Card Payment	89.00
	5616396	C3 ACH Payment		ATGPay Online Payment	ACH Payment	77.00
	5616538	C3 Credit Card Payment		ATGPay Online Payment	Credit Card Payment	89.00
	5616566	C3 Credit Card Payment		ATGPay Online Payment	Credit Card Payment	89.00

General Ledger Report Tanyard Springs HOA

From October 01, 2018 To October 31, 2018

Date	Batch	Source	Project	Description	Reference	Amount
Assets						
1013 - PPB Operating 1405						Balance From Previous Page: 435,984.38
10/05/2018	5616678	C3 ACH Payment		ATGPay Online Payment	ACH Payment	89.00
	5616704	C3 ACH Payment		ATGPay Online Payment	ACH Payment	89.00
	5616706	C3 ACH Payment		ATGPay Online Payment	ACH Payment	89.00
	5616760	C3 ACH Payment		ATGPay Online Payment	ACH Payment	87.00
	5616800	C3 ACH Payment		ATGPay Online Payment	ACH Payment	89.00
	5616808	C3 Credit Card Payment		ATGPay Online Payment	Credit Card Payment	89.00
	5616872	C3 Credit Card Payment		ATGPay Online Payment	Credit Card Payment	100.00
	5616877	C3 ACH Payment		ATGPay Online Payment	ACH Payment	89.00
	5616881	C3 ACH Payment		ATGPay Online Payment	ACH Payment	89.00
	5616884	C3 ACH Payment		ATGPay Online Payment	ACH Payment	77.00
	5616888	C3 Credit Card Payment		ATGPay Online Payment	Credit Card Payment	89.00
	5616896	C3 ACH Payment		ATGPay Online Payment	ACH Payment	82.00
	5616967	C3 ACH Payment		ATGPay Online Payment	ACH Payment	89.00
	5616995	C3 ACH Payment		ATGPay Online Payment	ACH Payment	89.00
	5617000	C3 Credit Card Payment		ATGPay Online Payment	Credit Card Payment	89.00
	5617017	C3 ACH Payment		ATGPay Online Payment	ACH Payment	89.00
	5617052	C3 ACH Payment		ATGPay Online Payment	ACH Payment	77.00
	5617061	C3 Credit Card Payment		ATGPay Online Payment	Credit Card Payment	89.00
	5617085	C3 Credit Card Payment		ATGPay Online Payment	Credit Card Payment	89.00
	5617127	C3 ACH Payment		ATGPay Online Payment	ACH Payment	89.00
	5617141	C3 ACH Payment		ATGPay Online Payment	ACH Payment	89.00
	5617148	C3 ACH Payment		ATGPay Online Payment	ACH Payment	89.00
	5617150	C3 ACH Payment		ATGPay Online Payment	ACH Payment	87.00
	5617199	C3 ACH Payment		ATGPay Online Payment	ACH Payment	89.00
	5617241	C3 ACH Payment		ATGPay Online Payment	ACH Payment	89.00
	5617282	C3 ACH Payment		ATGPay Online Payment	ACH Payment	89.00
	5617300	C3 ACH Payment		ATGPay Online Payment	ACH Payment	89.00
	5617302	C3 ACH Payment		ATGPay Online Payment	ACH Payment	89.00
	5617348	C3 ACH Payment		ATGPay Online Payment	ACH Payment	89.00
	5617371	C3 ACH Payment		ATGPay Online Payment	ACH Payment	80.00
	5617454	C3 ACH Payment		ATGPay Online Payment	ACH Payment	89.00
	5617460	C3 Credit Card Payment		ATGPay Online Payment	Credit Card Payment	89.00
	5617472	C3 ACH Payment		ATGPay Online Payment	ACH Payment	89.00
	5617485	C3 ACH Payment		ATGPay Online Payment	ACH Payment	77.00
	5617567	C3 ACH Payment		ATGPay Online Payment	ACH Payment	89.00
	5617570	C3 ACH Payment		ATGPay Online Payment	ACH Payment	89.00
	5617585	C3 ACH Payment		ATGPay Online Payment	ACH Payment	87.00
	5617623	C3 ACH Payment		ATGPay Online Payment	ACH Payment	89.00
	5617624	C3 ACH Payment		ATGPay Online Payment	ACH Payment	89.00
	5617627	C3 ACH Payment		ATGPay Online Payment	ACH Payment	87.00
	5617730	C3 ACH Payment		ATGPay Online Payment	ACH Payment	89.00
	5617741	C3 ACH Payment		ATGPay Online Payment	ACH Payment	90.00

General Ledger Report Tanyard Springs HOA

From October 01, 2018 To October 31, 2018

Date	Batch	Source	Project	Description	Reference	Amount
Assets						
1013 - PPB Operating 1405						Balance From Previous Page: 439,674.38
10/05/2018	5617750	C3		Credit Card Payment	ATGPay Online Payment	89.00
	5617805	C3		ACH Payment	Credit Card Payment	89.00
	5617814	C3		ACH Payment	ACH Payment	89.00
	5617847	C3		Credit Card Payment	ACH Payment	89.00
	5617877	C3		ACH Payment	Credit Card Payment	77.00
	5617881	C3		Credit Card Payment	ACH Payment	77.00
	5617887	C3		ACH Payment	Credit Card Payment	89.00
	5617945	C3		Credit Card Payment	ACH Payment	89.00
	5618017	C3		ACH Payment	Credit Card Payment	89.00
	5618085	C3		ACH Payment	ACH Payment	87.00
	5618111	C3		ACH Payment	ACH Payment	89.00
	5618134	C3		ACH Payment	ACH Payment	89.00
	5618157	C3		Credit Card Payment	ACH Payment	89.00
	5618167	C3		ACH Payment	Credit Card Payment	89.00
	5618184	C3		Credit Card Payment	ACH Payment	87.00
	5618186	C3		ACH Payment	Credit Card Payment	89.00
	5618196	C3		Credit Card Payment	ACH Payment	89.00
	5618199	C3		Credit Card Payment	Credit Card Payment	89.00
	5618235	C3		Credit Card Payment	Credit Card Payment	89.00
	5618237	C3		ACH Payment	ACH Payment	89.00
	5618261	C3		ACH Payment	ACH Payment	89.00
	5618265	C3		ACH Payment	ACH Payment	89.00
	5618284	C3		ACH Payment	ACH Payment	89.00
	5618302	C3		ACH Payment	ACH Payment	89.00
	5618315	C3		Credit Card Payment	ACH Payment	87.00
	5618319	C3		ACH Payment	Credit Card Payment	89.00
	5618333	C3		ACH Payment	ACH Payment	89.00
	5618334	C3		ACH Payment	ACH Payment	77.00
	5618335	C3		ACH Payment	ACH Payment	89.00
	5618335	C3		ACH Payment	ACH Payment	89.00
	5618386	C3		Credit Card Payment	ACH Payment	89.00
	5618405	C3		ACH Payment	Credit Card Payment	89.00
	5618448	C3		ACH Payment	ACH Payment	87.00
	5618455	C3		Credit Card Payment	ACH Payment	261.00
	5618490	C3		Credit Card Payment	Credit Card Payment	89.00
	5618524	C3		ACH Payment	ACH Payment	89.00
	5618538	C3		ACH Payment	ACH Payment	91.00
	5618686	C3		Credit Card Payment	ACH Payment	89.00
	5618694	C3		ACH Payment	Credit Card Payment	89.00
	5618973	C3		ACH Payment	ACH Payment	89.00
	5618983	C3		ACH Payment	ACH Payment	130.00
	5618986	C3		Credit Card Payment	ACH Payment	89.00
	5618992	C3		ACH Payment	Credit Card Payment	89.00
				ATGPay Online Payment	ACH Payment	89.00

General Ledger Report Tanyard Springs HOA

From October 01, 2018 To October 31, 2018

Date	Batch	Source	Project	Description	Reference	Amount
Assets						
1013 - PPB Operating 1405						Balance From Previous Page: 443,583.38
10/05/2018	5619194	C3 ACH Payment		ATGPay Online Payment	ACH Payment	169.00
	5619281	C3 Credit Card Payment		ATGPay Online Payment	Credit Card Payment	89.00
	5619370	C3 Credit Card Payment		ATGPay Online Payment	Credit Card Payment	161.00
	5619384	C3 Credit Card Payment		ATGPay Online Payment	Credit Card Payment	89.00
	5620041	C3 ACH Payment		ATGPay Online Payment	ACH Payment	89.00
	5621296	C3 ACH Payment		ATGPay Online Payment	ACH Payment	16.00
	5621322	C3 ACH Payment		ATGPay Online Payment	ACH Payment	89.00
	5621850	C3 Lock Box Receipts		030 Items on Lock Box File	Lock Box Receipts	2,911.50
	5641168	AP Check Run 10-05-2018		Community Management Corp.-Property	Check No 03000381	(5,654.43)
10/06/2018	5621353	C3 ACH Payment		ATGPay Online Payment	ACH Payment	89.00
	5621354	C3 Credit Card Payment		ATGPay Online Payment	Credit Card Payment	89.00
	5621378	C3 ACH Payment		ATGPay Online Payment	ACH Payment	89.00
	5621418	C3 Credit Card Payment		ATGPay Online Payment	Credit Card Payment	89.00
	5621469	C3 Credit Card Payment		ATGPay Online Payment	Credit Card Payment	89.00
	5621478	C3 Credit Card Payment		ATGPay Online Payment	Credit Card Payment	89.00
10/07/2018	5621495	C3 ACH Payment		ATGPay Online Payment	ACH Payment	89.00
	5621500	C3 ACH Payment		ATGPay Online Payment	ACH Payment	89.00
	5621506	C3 ACH Payment		ATGPay Online Payment	ACH Payment	77.00
	5621538	C3 ACH Payment		ATGPay Online Payment	ACH Payment	89.00
10/08/2018	5621675	C3 Credit Card Payment		ATGPay Online Payment	Credit Card Payment	231.00
	5622585	C3 Credit Card Payment		ATGPay Online Payment	Credit Card Payment	89.00
	5622880	C3 Credit Card Payment		ATGPay Online Payment	Credit Card Payment	89.00
	5622894	C3 Credit Card Payment		ATGPay Online Payment	Credit Card Payment	89.00
	5622936	C3 ACH Payment		ATGPay Online Payment	ACH Payment	105.00
	5623005	C3 Credit Card Payment		ATGPay Online Payment	Credit Card Payment	89.00
10/09/2018	5622890	C3 Cash Receipts		004 Items on Deposit Slip	Cash Receipts	371.00
	5624019	C3 ACH Payment		ATGPay Online Payment	ACH Payment	89.00
	5624086	C3 Credit Card Payment		ATGPay Online Payment	Credit Card Payment	89.00
	5624241	C3 Credit Card Payment		ATGPay Online Payment	Credit Card Payment	89.00
	5624339	C3 ACH Payment		ATGPay Online Payment	ACH Payment	94.00
	5624594	C3 Credit Card Payment		ATGPay Online Payment	Credit Card Payment	89.00
	5624626	C3 Credit Card Payment		ATGPay Online Payment	Credit Card Payment	89.00
	5625580	C3 ACH Payment		ATGPay Online Payment	ACH Payment	203.00
	5625597	C3 ACH Payment		ATGPay Online Payment	ACH Payment	169.00
	5625983	C3 Lock Box Receipts		030 Items on Lock Box File	Lock Box Receipts	2,518.00
10/10/2018	5624409	C3 Cash Receipts		003 Items on Deposit Slip	Cash Receipts	261.00
	5626126	C3 ACH Payment		ATGPay Online Payment	ACH Payment	77.00
	5626129	C3 ACH Payment		ATGPay Online Payment	ACH Payment	89.00
	5626354	C3 ACH Payment		ATGPay Online Payment	ACH Payment	89.00
	5626818	C3 AR Adjust Batch		Adjust Account 00422-6576	AR Adjust Batch	(94.00)
	5627615	C3 ACH Payment		ATGPay Online Payment	ACH Payment	178.00
	5627916	C3 Lock Box Receipts		030 Items on Lock Box File	Lock Box Receipts	2,671.00

General Ledger Report Tanyard Springs HOA

From October 01, 2018 To October 31, 2018

Date	Batch	Source	Project	Description	Reference	Amount
Assets						
1013 - PPB Operating 1405						Balance From Previous Page: 450,183.45
10/11/2018	5626260	C3 Cash Receipts		002 Items on Deposit Slip	Cash Receipts	319.00
	5627658	C3 AR Adjust Batch		Adjust Account 00416-8375	AR Adjust Batch	(258.00)
	5628001	C3 ACH Payment		ATGPay Online Payment	ACH Payment	89.00
	5628096	C3 ACH Payment		ATGPay Online Payment	ACH Payment	89.00
	5628431	C3 ACH Payment		ATGPay Online Payment	ACH Payment	89.00
	5628441	C3 ACH Payment		ATGPay Online Payment	ACH Payment	100.00
	5628452	C3 Credit Card Payment		ATGPay Online Payment	Credit Card Payment	134.00
	5629481	AP Check Run 10-11-2018		Community Management Corp.	Check No 02000570	(4,434.07)
	5629482	AP Check Run 10-11-2018		Atlantic Maintenance Group, LLC	Check No 02000571	(1,490.00)
	5629483	AP Check Run 10-11-2018		Commonwealth Digital Office Solutions	Check No 01001455	(23.85)
	5629484	AP Check Run 10-11-2018		Pet Waste Eliminator	Check No 01001456	(320.00)
	5629485	AP Check Run 10-11-2018		Sign Central Inc.	Check No 01001457	(720.80)
	5629820	C3 ACH Payment		ATGPay Online Payment	ACH Payment	200.00
	5629828	C3 ACH Payment		ATGPay Online Payment	ACH Payment	89.00
	5629852	C3 ACH Payment		ATGPay Online Payment	ACH Payment	89.00
	5630069	C3 Lock Box Receipts		014 Items on Lock Box File	Lock Box Receipts	1,227.00
10/12/2018	5628783	C3 Cash Receipts		002 Items on Deposit Slip	Cash Receipts	307.00
	5629894	C3 Credit Card Payment		ATGPay Online Payment	Credit Card Payment	89.00
	5630139	C3 ACH Payment		ATGPay Online Payment	ACH Payment	89.00
	5630240	C3 Credit Card Payment		ATGPay Online Payment	Credit Card Payment	89.00
	5630266	C3 Credit Card Payment		ATGPay Online Payment	Credit Card Payment	89.00
	5630315	C3 ACH Payment		ATGPay Online Payment	ACH Payment	89.00
	5630319	C3 Credit Card Payment		ATGPay Online Payment	Credit Card Payment	100.00
	5630501	C3 ACH Payment		ATGPay Online Payment	ACH Payment	89.00
	5630520	C3 ACH Payment		ATGPay Online Payment	ACH Payment	89.00
	5630574	C3 Credit Card Payment		ATGPay Online Payment	Credit Card Payment	89.00
	5630587	C3 ACH Payment		ATGPay Online Payment	ACH Payment	77.00
	5630593	C3 ACH Payment		ATGPay Online Payment	ACH Payment	141.00
	5630628	C3 Credit Card Payment		ATGPay Online Payment	Credit Card Payment	89.00
	5630634	C3 ACH Payment		ATGPay Online Payment	ACH Payment	89.00
	5630635	C3 ACH Payment		ATGPay Online Payment	ACH Payment	89.00
	5630642	C3 Credit Card Payment		ATGPay Online Payment	Credit Card Payment	218.00
	5630701	C3 ACH Payment		ATGPay Online Payment	ACH Payment	322.00
	5632404	C3 Lock Box Receipts		025 Items on Lock Box File	Lock Box Receipts	2,492.00
10/13/2018	5631721	C3 ACH Payment		ATGPay Online Payment	ACH Payment	176.00
	5631736	C3 Credit Card Payment		ATGPay Online Payment	Credit Card Payment	89.00
	5631747	C3 Credit Card Payment		ATGPay Online Payment	Credit Card Payment	89.00
	5631751	C3 ACH Payment		ATGPay Online Payment	ACH Payment	89.00
	5631752	C3 ACH Payment		ATGPay Online Payment	ACH Payment	89.00
	5631798	C3 Credit Card Payment		ATGPay Online Payment	Credit Card Payment	89.00
10/14/2018	5631836	C3 ACH Payment		ATGPay Online Payment	ACH Payment	89.00
	5631841	C3 Credit Card Payment		ATGPay Online Payment	Credit Card Payment	89.00

General Ledger Report Tanyard Springs HOA

From October 01, 2018 To October 31, 2018

Date	Batch	Source	Project	Description	Reference	Amount
Assets						
1013 - PPB Operating 1405						Balance From Previous Page: 450,796.73
10/14/2018	5631846	C3		Credit Card Payment	ATGPay Online Payment	89.00
	5631849	C3		ACH Payment	ATGPay Online Payment	77.00
	5631866	C3		Credit Card Payment	ATGPay Online Payment	218.00
	5631871	C3		ACH Payment	ATGPay Online Payment	89.00
	5631883	C3		ACH Payment	ATGPay Online Payment	89.00
	5631900	C3		ACH Payment	ATGPay Online Payment	89.00
	5631920	C3		ACH Payment	ATGPay Online Payment	89.00
	5631931	C3		Credit Card Payment	ATGPay Online Payment	89.00
	5631948	C3		Credit Card Payment	ATGPay Online Payment	22.00
	5631967	C3		ACH Payment	ATGPay Online Payment	77.00
10/15/2018	5632020	C3		ACH Payment	ATGPay Online Payment	89.00
	5632034	C3		Credit Card Payment	ATGPay Online Payment	89.00
	5632436	GJ		Misc Deposit	Misc Deposit	1,364.00
	5632723	C3		ACH Payment	ATGPay Online Payment	89.00
	5632792	C3		ACH Payment	ATGPay Online Payment	90.00
	5632812	C3		ACH Payment	ATGPay Online Payment	89.00
	5632863	C3		Credit Card Payment	ATGPay Online Payment	84.00
	5632874	C3		ACH Payment	ATGPay Online Payment	89.00
	5632985	C3		ACH Payment	ATGPay Online Payment	77.00
	5633016	C3		ACH Payment	ATGPay Online Payment	89.00
	5633035	C3		Credit Card Payment	ATGPay Online Payment	89.00
	5633037	C3		ACH Payment	ATGPay Online Payment	89.00
	5633480	C3		ACH Payment	ATGPay Online Payment	89.00
	5633484	C3		ACH Payment	ATGPay Online Payment	89.00
	5633501	C3		Credit Card Payment	ATGPay Online Payment	89.00
	5633507	C3		Credit Card Payment	ATGPay Online Payment	185.39
	5633515	C3		Credit Card Payment	ATGPay Online Payment	89.00
	5633522	C3		Credit Card Payment	ATGPay Online Payment	89.00
	5633535	C3		Credit Card Payment	ATGPay Online Payment	89.00
	5633940	C3		Lock Box Receipts	031 Items on Lock Box File	3,033.00
10/16/2018	5632069	C3		Cash Receipts	008 Items on Deposit Slip	2,517.60
	5633917	C3		ACH Payment	ATGPay Online Payment	89.00
	5633920	C3		ACH Payment	ATGPay Online Payment	218.00
	5634164	C3		ACH Payment	ATGPay Online Payment	89.00
	5634200	C3		ACH Payment	ATGPay Online Payment	89.00
	5634223	C3		Credit Card Payment	ATGPay Online Payment	89.00
	5634517	C3		Credit Card Payment	ATGPay Online Payment	89.00
	5634520	C3		AR Adjust Batch	Adjust Account 00442-3971	(77.00)
	5635160	C3		ACH Payment	ATGPay Online Payment	89.00
	5635178	C3		ACH Payment	ATGPay Online Payment	89.00
	5635701	C3		Lock Box Receipts	012 Items on Lock Box File	1,070.00
10/17/2018	5634493	C3		Cash Receipts	001 Items on Deposit Slip	89.00

General Ledger Report Tanyard Springs HOA

From October 01, 2018 To October 31, 2018

Date	Batch	Source	Project	Description	Reference	Amount
Assets						
1013 - PPB Operating 1405						Balance From Previous Page: 462,244.72
10/17/2018	5635400	C3 ACH Payment		ATGPay Online Payment	ACH Payment	114.00
	5635724	C3 Credit Card Payment		ATGPay Online Payment	Credit Card Payment	130.00
	5635765	C3 Cash Receipts		002 Items on Deposit Slip	Cash Receipts	178.00
	5636155	C3 ACH Payment		ATGPay Online Payment	ACH Payment	89.00
	5637029	AP Check Run 10-17-2018		BGE	Check No 03000378	(27.14)
	5637030	AP Check Run 10-17-2018		BGE	Check No 03000379	(1,814.50)
	5637031	AP Check Run 10-17-2018		BGE	Check No 03000380	(8,578.82)
	5637032	AP Check Run 10-17-2018		Verizon	Check No 01001458	(500.45)
	5637033	AP Check Run 10-17-2018		Alarm One Integrators, Inc.	Check No 01001459	(26.49)
	5637034	AP Check Run 10-17-2018		Premier Waste Outsourcing LLC	Check No 01001460	(80.00)
	5637035	AP Check Run 10-17-2018		Stay Alert Security Services, LLC	Check No 01001461	(1,848.00)
	5637036	AP Check Run 10-17-2018		Atlantic Maintenance Group, LLC	Check No 02000572	(5,320.00)
	5637037	AP Check Run 10-17-2018		A. Wingate & J. Heiser	Check No 01001462	(178.00)
	5637479	C3 Credit Card Payment		ATGPay Online Payment	Credit Card Payment	218.00
	5637684	C3 Lock Box Receipts		004 Items on Lock Box File	Lock Box Receipts	354.00
10/18/2018	5637483	C3 Credit Card Payment		ATGPay Online Payment	Credit Card Payment	12.00
	5637551	C3 ACH Payment		ATGPay Online Payment	ACH Payment	218.00
	5640035	C3 Lock Box Receipts		002 Items on Lock Box File	Lock Box Receipts	177.00
10/19/2018	5639777	C3 Credit Card Payment		ATGPay Online Payment	Credit Card Payment	104.00
	5639800	C3 ACH Payment		ATGPay Online Payment	ACH Payment	104.00
	5640057	C3 ACH Payment		ATGPay Online Payment	ACH Payment	70.00
	5640079	C3 ACH Payment		ATGPay Online Payment	ACH Payment	89.00
	5640330	C3 Credit Card Payment		ATGPay Online Payment	Credit Card Payment	104.00
	5640475	C3 AR Adjust Batch		Adjust Account 00415-1997	AR Adjust Batch	(114.00)
	5640478	C3 Credit Card Payment		ATGPay Online Payment	Credit Card Payment	114.00
	5641483	C3 Credit Card Payment		ATGPay Online Payment	Credit Card Payment	233.00
	5642075	C3 Lock Box Receipts		014 Items on Lock Box File	Lock Box Receipts	1,265.50
	5660252	AP Check Run 10-19-2018		Community Management Corp.-Property	Check No 03000382	(5,902.61)
10/20/2018	5641535	C3 Credit Card Payment		ATGPay Online Payment	Credit Card Payment	104.00
	5641541	C3 Credit Card Payment		ATGPay Online Payment	Credit Card Payment	119.00
	5641568	C3 ACH Payment		ATGPay Online Payment	ACH Payment	104.00
10/21/2018	5641637	C3 ACH Payment		ATGPay Online Payment	ACH Payment	104.00
	5641640	C3 ACH Payment		ATGPay Online Payment	ACH Payment	223.00
	5641644	C3 ACH Payment		ATGPay Online Payment	ACH Payment	100.00
10/22/2018	5640070	C3 Cash Receipts		002 Items on Deposit Slip	Cash Receipts	825.00
	5642602	C3 ACH Payment		ATGPay Online Payment	ACH Payment	89.00
	5642797	C3 Credit Card Payment		ATGPay Online Payment	Credit Card Payment	104.00
	5643640	AP Check Run 10-22-2018		Community Management Corp.	Check No 02000573	(550.00)
	5643641	AP Check Run 10-22-2018		Sign Central Inc.	Check No 01001463	(202.03)
	5643642	AP Check Run 10-22-2018		Stay Alert Security Services, LLC	Check No 01001464	(1,680.00)
	5644206	C3 Credit Card Payment		ATGPay Online Payment	Credit Card Payment	89.00
	5644234	C3 ACH Payment		ATGPay Online Payment	ACH Payment	89.00

General Ledger Report Tanyard Springs HOA

From October 01, 2018 To October 31, 2018

Date	Batch	Source	Project	Description	Reference	Amount
Assets						
1013 - PPB Operating 1405						Balance From Previous Page: 440,946.18
10/22/2018	5644723	C3		Lock Box Receipts	009 Items on Lock Box File Lock Box Receipts	829.00
10/23/2018	5641794	C3		Cash Receipts	006 Items on Deposit Slip Cash Receipts	520.00
	5644878	C3		Credit Card Payment	ATGPay Online Payment Credit Card Payment	233.00
	5645778	AP		Check Run 10-23-2018	Tessania Patterson Check No 01001465	(194.00)
	5645779	AP		Check Run 10-23-2018	Daniel Karabaich Check No 01001466	(178.00)
	5646077	C3		ACH Payment	ATGPay Online Payment ACH Payment	92.00
	5646082	C3		Credit Card Payment	ATGPay Online Payment Credit Card Payment	104.00
	5646091	C3		ACH Payment	ATGPay Online Payment ACH Payment	104.00
	5646094	C3		ACH Payment	ATGPay Online Payment ACH Payment	89.00
	5646432	C3		Lock Box Receipts	013 Items on Lock Box File Lock Box Receipts	1,095.00
10/24/2018	5646583	C3		Credit Card Payment	ATGPay Online Payment Credit Card Payment	104.00
	5646954	C3		ACH Payment	ATGPay Online Payment ACH Payment	89.00
	5647886	C3		Credit Card Payment	ATGPay Online Payment Credit Card Payment	104.00
	5648340	C3		Lock Box Receipts	006 Items on Lock Box File Lock Box Receipts	522.00
10/25/2018	5646649	C3		Cash Receipts	008 Items on Deposit Slip Cash Receipts	1,131.69
	5648040	C3		ACH Payment	ATGPay Online Payment ACH Payment	104.00
	5648175	C3		ACH Payment	ATGPay Online Payment ACH Payment	77.00
	5651964	C3		Lock Box Receipts	007 Items on Lock Box File Lock Box Receipts	617.00
10/26/2018	5648094	C3		Cash Receipts	004 Items on Deposit Slip Cash Receipts	356.00
	5651656	C3		ACH Payment	ATGPay Online Payment ACH Payment	102.00
	5652201	C3		ACH Payment	ATGPay Online Payment ACH Payment	80.00
	5653638	C3		ACH Payment	ATGPay Online Payment ACH Payment	75.00
	5654659	AP		Check Run 10-26-2018	GAM Graphics & Marketing Check No 01001467	(1,145.65)
	5654660	AP		Check Run 10-26-2018	High Sierra Pools Check No 01001468	(413.00)
	5655748	C3		Lock Box Receipts	025 Items on Lock Box File Lock Box Receipts	2,075.00
10/27/2018	5655213	C3		ACH Payment	ATGPay Online Payment ACH Payment	21.00
	5655217	C3		ACH Payment	ATGPay Online Payment ACH Payment	93.00
	5655222	C3		Credit Card Payment	ATGPay Online Payment Credit Card Payment	104.00
	5655226	C3		ACH Payment	ATGPay Online Payment ACH Payment	91.00
10/28/2018	5655261	C3		ACH Payment	ATGPay Online Payment ACH Payment	89.00
	5655276	C3		Credit Card Payment	ATGPay Online Payment Credit Card Payment	104.00
	5655291	C3		ACH Payment	ATGPay Online Payment ACH Payment	89.00
	5655295	C3		ACH Payment	ATGPay Online Payment ACH Payment	104.00
10/29/2018	5653381	C3		Cash Receipts	002 Items on Deposit Slip Cash Receipts	805.00
	5655409	C3		Credit Card Payment	ATGPay Online Payment Credit Card Payment	124.00
	5655861	C3		Credit Card Payment	ATGPay Online Payment Credit Card Payment	233.00
	5656181	C3		Credit Card Payment	ATGPay Online Payment Credit Card Payment	14.00
	5656832	C3		ACH Payment	ATGPay Online Payment ACH Payment	89.00
	5656839	C3		ACH Payment	ATGPay Online Payment ACH Payment	104.00
	5657218	C3		Lock Box Receipts	026 Items on Lock Box File Lock Box Receipts	2,516.00
10/30/2018	5655843	C3		Cash Receipts	002 Items on Deposit Slip Cash Receipts	189.00
	5656999	C3		ACH Payment	ATGPay Online Payment ACH Payment	133.00

General Ledger Report Tanyard Springs HOA

From October 01, 2018 To October 31, 2018

Date	Batch	Source	Project	Description	Reference	Amount
Assets						
1013 - PPB Operating 1405						Balance From Previous Page: 452,420.22
10/30/2018	5658845	C3	Lock Box Receipts	025 Items on Lock Box File	Lock Box Receipts	2,380.00
10/31/2018	5625653	RC	Recurring Journal Entry.	PPB oper int received	PPB	78.00
	5656991	C3	Cash Receipts	001 Items on Deposit Slip	Cash Receipts	89.00
	5658359	C3	Credit Card Payment	ATGPay Online Payment	Credit Card Payment	322.00
	5658948	C3	ACH Payment	ATGPay Online Payment	ACH Payment	300.00
	5658966	C3	Credit Card Payment	ATGPay Online Payment	Credit Card Payment	89.00
	5659045	C3	Cash Receipts	001 Items on Deposit Slip	Cash Receipts	77.00
	5659301	C3	Credit Card Payment	ATGPay Online Payment	Credit Card Payment	92.00
	5660805	C3	ACH Payment	ATGPay Online Payment	ACH Payment	89.00
	5660823	C3	ACH Payment	ATGPay Online Payment	ACH Payment	115.00
	5660842	C3	ACH Payment	ATGPay Online Payment	ACH Payment	104.00
	5661147	C3	Lock Box Receipts	011 Items on Lock Box File	Lock Box Receipts	961.00
	5680800	RV	Reversing Journal Entry.	10/09 Card Services		(1,557.71)
				10/22 AArndl CoMD Util/ Pymnt		(6.89)
	5680802	GJ	Standard Journal Entry.	10/03 Charge Back		(175.00)
	5681319	RV	Reversing Journal Entry.	Vashti Langham check refund recd not vd	Void & reissue in No	331.00
	5681334	GJ	Standard Journal Entry.	Sept interest rec backwards	Rev entry	63.87
				Record Sept interest on PPB	PPB int	63.87
				Correct Bank Card pmt ent 603.34-593.38	Corr SR entry	9.96
				Reverse 3/31 JE to record Bank Card Pmt	Rec in April in SR	1,310.11
				Reverse YTD adjustments to cash	Correct bank amt	(110.51)
				June NSF posted as MP	Correct to 1799	(117.00)
				Feb 2018 NSF posted as MP	Correct to 1799	(38.00)
				Correct CC payment entered wrong	YTD adj	9.70
Total October, 2018:						58,504.39
Ending Balance 1013 - PPB Operating 1405:						456,899.62
1100 - PPB MM						Opening Balance: 94,121.42
10/31/2018	5625653	RC	Recurring Journal Entry.	Interest Earned- PPB MM	Recurring	19.98
Total October, 2018:						19.98
Ending Balance 1100 - PPB MM:						94,141.40
1331 - Morgan Stanley Reserves MM 0087						Opening Balance: 812,682.62
10/31/2018	5625653	RC	Recurring Journal Entry.	MS Int received - Sept	MS MM Int	53.95
				MS Int received - Oct	MS MM Int	114.28
				MS CD Int received - Sept	MS CDs	161.37

General Ledger Report Tanyard Springs HOA

From October 01, 2018 To October 31, 2018

Date	Batch	Source	Project	Description	Reference	Amount
Assets						
1331 - Morgan Stanley Reserves MM 0087						Balance From Previous Page: 813,012.22
10/31/2018	5625653	RC Recurring Journal Entry.		MS CD Int received - Oct	MS CDs	3,016.43
Total October, 2018:						3,346.03
Ending Balance 1331 - Morgan Stanley Reserves MM 0087:						816,028.65
1378 - Washington First Bank CD 861						Opening Balance: 50,837.90
10/31/2018	5625653	RC Recurring Journal Entry.		Sand Spring BK Quarterly Int rec	Sandy Spring	127.79
Total October, 2018:						127.79
Ending Balance 1378 - Washington First Bank CD 861:						50,965.69
1500 - Residential Assessments Receivable						Opening Balance: 97,062.94
10/01/2018	5603532	C3 ACH Payment		ATGPay Online Payment	ACH Payment	(77.00)
	5603544	C3 Credit Card Payment		ATGPay Online Payment	Credit Card Payment	(104.00)
	5603727	C3 Credit Card Payment		ATGPay Online Payment	Credit Card Payment	(104.00)
	5603751	C3 Billing Batch		01253 Units, Townhouse Assessment	Billing Batch	15,036.00
				01424 Units, General Assessment	Billing Batch	109,648.00
	5604095	C3 ACH Payment		ATGPay Online Payment	ACH Payment	(89.00)
	5604221	C3 ACH Payment		ATGPay Online Payment	ACH Payment	(95.00)
	5604323	C3 Credit Card Payment		ATGPay Online Payment	Credit Card Payment	(105.00)
	5604365	C3 Credit Card Payment		ATGPay Online Payment	Credit Card Payment	(89.00)
	5604387	C3 ACH Payment		ATGPay Online Payment	ACH Payment	(193.00)
	5604561	C3 ACH Payment		ATGPay Online Payment	ACH Payment	(193.00)
	5604590	C3 ACH Payment		ATGPay Online Payment	ACH Payment	(193.00)
	5604627	C3 Credit Card Payment		ATGPay Online Payment	Credit Card Payment	(193.00)
	5604781	C3 AR Adjustment - Collection Fee		Adjust Account 00413-3216	AR Adjust Batch	25.37
	5604782	C3 AR Adjustment - Legal Fee		Adjust Account 00413-3216	AR Adjust Batch	75.00
	5604868	C3 ACH Payment		ATGPay Online Payment	ACH Payment	(89.00)
	5604901	C3 ACH Payment		ATGPay Online Payment	ACH Payment	(89.00)
	5604932	C3 ACH Payment		ATGPay Online Payment	ACH Payment	(89.00)
	5606303	C3 Credit Card Payment		ATGPay Online Payment	Credit Card Payment	(89.00)
	5606341	C3 Credit Card Payment		ATGPay Online Payment	Credit Card Payment	(89.00)
	5606377	C3 ACH Payment		ATGPay Online Payment	ACH Payment	(89.00)
	5606403	C3 ACH Payment		ATGPay Online Payment	ACH Payment	(89.00)
	5606712	C3 Lock Box Receipts		111 Items on Lock Box File	Lock Box Receipts	(10,020.00)
10/02/2018	5603725	C3 Cash Receipts		002 Items on Deposit Slip	Cash Receipts	(349.00)
	5606532	C3 Credit Card Payment		ATGPay Online Payment	Credit Card Payment	(89.00)
	5606558	C3 ACH Payment		ATGPay Online Payment	ACH Payment	(89.00)
	5606901	C3 ACH Payment		ATGPay Online Payment	ACH Payment	(89.00)
	5607024	C3 ACH Payment		ATGPay Online Payment	ACH Payment	(89.00)
	5607153	C3 Credit Card Payment		ATGPay Online Payment	Credit Card Payment	(89.00)
	5607329	C3 ACH Payment		ATGPay Online Payment	ACH Payment	(89.00)

General Ledger Report Tanyard Springs HOA

From October 01, 2018 To October 31, 2018

Date	Batch	Source	Project	Description	Reference	Amount
Assets						
1500 - Residential Assessments Receivable						Balance From Previous Page: 208,886.31
10/02/2018	5607366	C3 ACH Payment		ATGPay Online Payment	ACH Payment	(90.00)
	5607381	C3 Credit Card Payment		ATGPay Online Payment	Credit Card Payment	(104.00)
	5607399	C3 Credit Card Payment		ATGPay Online Payment	Credit Card Payment	(89.00)
	5607643	C3 Credit Card Payment		ATGPay Online Payment	Credit Card Payment	(89.00)
	5608065	C3 ACH Payment		ATGPay Online Payment	ACH Payment	(5.00)
	5608312	C3 Lock Box Receipts		042 Items on Lock Box File	Lock Box Receipts	(4,072.00)
10/03/2018	5606540	C3 Cash Receipts		003 Items on Deposit Slip	Cash Receipts	(243.00)
	5608129	C3 ACH Payment		ATGPay Online Payment	ACH Payment	(89.00)
	5608143	C3 ACH Payment		ATGPay Online Payment	ACH Payment	(89.00)
	5608150	C3 ACH Payment		ATGPay Online Payment	ACH Payment	(89.00)
	5608710	C3 ACH Payment		ATGPay Online Payment	ACH Payment	(193.00)
	5608714	C3 ACH Payment		ATGPay Online Payment	ACH Payment	(89.00)
	5608877	C3 Credit Card Payment		ATGPay Online Payment	Credit Card Payment	(89.00)
	5608883	C3 Credit Card Payment		ATGPay Online Payment	Credit Card Payment	(89.00)
	5608904	C3 ACH Payment		ATGPay Online Payment	ACH Payment	(77.00)
	5608927	C3 ACH Payment		ATGPay Online Payment	ACH Payment	(193.00)
	5608929	C3 ACH Payment		ATGPay Online Payment	ACH Payment	(89.00)
	5609097	C3 Credit Card Payment		ATGPay Online Payment	Credit Card Payment	(89.00)
	5609109	C3 Credit Card Payment		ATGPay Online Payment	Credit Card Payment	(100.00)
	5609124	C3 ACH Payment		ATGPay Online Payment	ACH Payment	(89.00)
	5610211	C3 ACH Payment		ATGPay Online Payment	ACH Payment	(89.00)
	5610248	C3 ACH Payment		ATGPay Online Payment	ACH Payment	(89.00)
	5610261	C3 Credit Card Payment		ATGPay Online Payment	Credit Card Payment	(89.00)
	5610663	C3 Direct Debit		245 Items on Direct Debit	Direct Debit	(21,373.00)
	5610767	C3 Lock Box Receipts		016 Items on Lock Box File	Lock Box Receipts	(1,381.00)
10/04/2018	5608572	C3 Cash Receipts		001 Items on Deposit Slip	Cash Receipts	(87.00)
	5610293	C3 ACH Payment		ATGPay Online Payment	ACH Payment	(89.00)
	5610944	C3 AR Adjustment - Compliance Charge		Adjust Account 00340-5877	AR Adjust Batch	50.00
	5610949	C3 AR Adjustment - Compliance Charge		Adjust Account 00331-4609	AR Adjust Batch	50.00
	5610969	C3 AR Adjustment - Late Fee		Adjust Account 00391-2001	AR Adjust Batch	(30.00)
	5610971	C3 AR Adjustment - Late Fee		Adjust Account 00333-6933	AR Adjust Batch	(30.00)
	5610977	C3 AR Adjustment - Late Fee		Adjust Account 00387-5009	AR Adjust Batch	(75.00)
	5610978	C3 AR Adjustment - Late Fee		Adjust Account 00395-1347	AR Adjust Batch	(75.00)
	5610979	C3 AR Adjustment - Late Fee		Adjust Account 00411-8260	AR Adjust Batch	(75.00)
	5610980	C3 AR Adjustment - Late Fee		Adjust Account 00415-5207	AR Adjust Batch	(75.00)
	5610981	C3 AR Adjustment - Late Fee		Adjust Account 00384-4920	AR Adjust Batch	(75.00)
	5610986	C3 AR Adjustment - Late Fee		Adjust Account 00385-6963	AR Adjust Batch	(75.00)
	5611068	C3 ACH Payment		ATGPay Online Payment	ACH Payment	(89.00)
	5611082	C3 Credit Card Payment		ATGPay Online Payment	Credit Card Payment	(77.00)
	5611091	C3 AR Adjustment - Certified Letter Charge		Adjust Account 00359-1846	AR Adjust Batch	25.00
	5611092	C3 AR Adjustment - Certified Letter Charge		Adjust Account 00344-6483	AR Adjust Batch	25.00
	5611093	C3 AR Adjustment - Certified Letter Charge		Adjust Account 00330-0969	AR Adjust Batch	25.00

General Ledger Report Tanyard Springs HOA

From October 01, 2018 To October 31, 2018

Date	Batch	Source	Project	Description	Reference	Amount
Assets						
1500 - Residential Assessments Receivable						Balance From Previous Page: 179,132.31
10/04/2018	5611094	C3	AR Adjustment - Certified Letter Charge	Adjust Account 00400-9395	AR Adjust Batch	25.00
	5611095	C3	AR Adjustment - Certified Letter Charge	Adjust Account 00437-5919	AR Adjust Batch	25.00
	5611096	C3	AR Adjustment - Certified Letter Charge	Adjust Account 00420-1559	AR Adjust Batch	25.00
	5611097	C3	AR Adjustment - Certified Letter Charge	Adjust Account 00389-6091	AR Adjust Batch	25.00
	5611098	C3	AR Adjustment - Certified Letter Charge	Adjust Account 00426-8657	AR Adjust Batch	25.00
	5611099	C3	AR Adjustment - Certified Letter Charge	Adjust Account 00434-3572	AR Adjust Batch	25.00
	5611100	C3	AR Adjustment - Certified Letter Charge	Adjust Account 00334-3337	AR Adjust Batch	25.00
	5611101	C3	AR Adjustment - Certified Letter Charge	Adjust Account 00435-4875	AR Adjust Batch	25.00
	5611102	C3	AR Adjustment - Certified Letter Charge	Adjust Account 00440-0075	AR Adjust Batch	25.00
	5611103	C3	AR Adjustment - Certified Letter Charge	Adjust Account 00376-7256	AR Adjust Batch	25.00
	5611104	C3	AR Adjustment - Certified Letter Charge	Adjust Account 00418-7314	AR Adjust Batch	25.00
	5611105	C3	AR Adjustment - Certified Letter Charge	Adjust Account 00355-9642	AR Adjust Batch	25.00
	5611106	C3	AR Adjustment - Certified Letter Charge	Adjust Account 00416-8375	AR Adjust Batch	25.00
	5611107	C3	AR Adjustment - Certified Letter Charge	Adjust Account 00333-6933	AR Adjust Batch	25.00
	5611108	C3	AR Adjustment - Certified Letter Charge	Adjust Account 00355-9668	AR Adjust Batch	25.00
	5611109	C3	AR Adjustment - Certified Letter Charge	Adjust Account 00391-2001	AR Adjust Batch	25.00
	5611110	C3	AR Adjustment - Certified Letter Charge	Adjust Account 00417-8970	AR Adjust Batch	25.00
	5611111	C3	AR Adjustment - Certified Letter Charge	Adjust Account 00430-2872	AR Adjust Batch	25.00
	5611112	C3	AR Adjustment - Certified Letter Charge	Adjust Account 00387-5009	AR Adjust Batch	25.00
	5611113	C3	AR Adjustment - Certified Letter Charge	Adjust Account 00395-1347	AR Adjust Batch	25.00
	5611114	C3	AR Adjustment - Certified Letter Charge	Adjust Account 00411-8260	AR Adjust Batch	25.00
	5611115	C3	AR Adjustment - Certified Letter Charge	Adjust Account 00415-5207	AR Adjust Batch	25.00
	5611116	C3	AR Adjustment - Certified Letter Charge	Adjust Account 00427-2559	AR Adjust Batch	25.00
	5611117	C3	AR Adjustment - Certified Letter Charge	Adjust Account 00387-2879	AR Adjust Batch	25.00
	5611118	C3	AR Adjustment - Certified Letter Charge	Adjust Account 00343-1582	AR Adjust Batch	25.00
	5611119	C3	AR Adjustment - Certified Letter Charge	Adjust Account 00343-4848	AR Adjust Batch	25.00
	5611120	C3	AR Adjustment - Certified Letter Charge	Adjust Account 00353-5912	AR Adjust Batch	25.00
	5611121	C3	AR Adjustment - Certified Letter Charge	Adjust Account 00355-1857	AR Adjust Batch	25.00
	5611122	C3	AR Adjustment - Certified Letter Charge	Adjust Account 00355-1938	AR Adjust Batch	25.00
	5611123	C3	AR Adjustment - Certified Letter Charge	Adjust Account 00355-2720	AR Adjust Batch	25.00
	5611124	C3	AR Adjustment - Certified Letter Charge	Adjust Account 00355-9529	AR Adjust Batch	25.00
	5611125	C3	AR Adjustment - Certified Letter Charge	Adjust Account 00355-9752	AR Adjust Batch	25.00
	5611126	C3	AR Adjustment - Certified Letter Charge	Adjust Account 00358-4015	AR Adjust Batch	25.00
	5611127	C3	AR Adjustment - Certified Letter Charge	Adjust Account 00375-3529	AR Adjust Batch	25.00
	5611128	C3	AR Adjustment - Certified Letter Charge	Adjust Account 00384-4904	AR Adjust Batch	25.00
	5611129	C3	AR Adjustment - Certified Letter Charge	Adjust Account 00384-4917	AR Adjust Batch	25.00
	5611130	C3	AR Adjustment - Certified Letter Charge	Adjust Account 00389-0741	AR Adjust Batch	25.00
	5611131	C3	AR Adjustment - Certified Letter Charge	Adjust Account 00407-6674	AR Adjust Batch	25.00
	5611132	C3	AR Adjustment - Certified Letter Charge	Adjust Account 00407-7068	AR Adjust Batch	25.00
	5611133	C3	AR Adjustment - Certified Letter Charge	Adjust Account 00411-4002	AR Adjust Batch	25.00
	5611134	C3	AR Adjustment - Certified Letter Charge	Adjust Account 00415-1997	AR Adjust Batch	25.00
	5611135	C3	AR Adjustment - Certified Letter Charge	Adjust Account 00421-1743	AR Adjust Batch	25.00

General Ledger Report Tanyard Springs HOA

From October 01, 2018 To October 31, 2018

Date	Batch	Source	Project	Description	Reference	Amount
Assets						
1500 - Residential Assessments Receivable						Balance From Previous Page: 180,182.31
10/04/2018	5611136	C3	AR Adjustment - Certified Letter Charge	Adjust Account 00423-3938	AR Adjust Batch	25.00
	5611137	C3	AR Adjustment - Certified Letter Charge	Adjust Account 00425-0089	AR Adjust Batch	25.00
	5611138	C3	AR Adjustment - Certified Letter Charge	Adjust Account 00425-7587	AR Adjust Batch	25.00
	5611139	C3	AR Adjustment - Certified Letter Charge	Adjust Account 00427-7800	AR Adjust Batch	25.00
	5611140	C3	AR Adjustment - Certified Letter Charge	Adjust Account 00429-2377	AR Adjust Batch	25.00
	5611141	C3	AR Adjustment - Certified Letter Charge	Adjust Account 00430-2898	AR Adjust Batch	25.00
	5611142	C3	AR Adjustment - Certified Letter Charge	Adjust Account 00430-3923	AR Adjust Batch	25.00
	5611143	C3	AR Adjustment - Certified Letter Charge	Adjust Account 00431-1326	AR Adjust Batch	25.00
	5611144	C3	AR Adjustment - Certified Letter Charge	Adjust Account 00434-7523	AR Adjust Batch	25.00
	5611145	C3	AR Adjustment - Certified Letter Charge	Adjust Account 00384-4920	AR Adjust Batch	25.00
	5611172	C3	AR Adjustment - Late Fee	Adjust Account 00425-0089	AR Adjust Batch	(15.00)
	5611236	C3	ACH Payment	ATGPay Online Payment	ACH Payment	(89.00)
	5611480	C3	Credit Card Payment	ATGPay Online Payment	Credit Card Payment	(89.00)
	5611510	C3	Credit Card Payment	ATGPay Online Payment	Credit Card Payment	(89.00)
	5612201	C3	ACH Payment	ATGPay Online Payment	ACH Payment	(89.00)
	5612202	C3	Credit Card Payment	ATGPay Online Payment	Credit Card Payment	(218.00)
	5612209	C3	ACH Payment	ATGPay Online Payment	ACH Payment	(77.00)
	5612245	C3	Credit Card Payment	ATGPay Online Payment	Credit Card Payment	(89.00)
	5612280	C3	Credit Card Payment	ATGPay Online Payment	Credit Card Payment	(89.00)
	5612283	C3	ACH Payment	ATGPay Online Payment	ACH Payment	(89.00)
	5612296	C3	ACH Payment	ATGPay Online Payment	ACH Payment	(89.00)
	5612331	C3	Credit Card Payment	ATGPay Online Payment	Credit Card Payment	(89.00)
	5612337	C3	Credit Card Payment	ATGPay Online Payment	Credit Card Payment	(89.00)
	5612340	C3	Credit Card Payment	ATGPay Online Payment	Credit Card Payment	(89.00)
	5612355	C3	Credit Card Payment	ATGPay Online Payment	Credit Card Payment	(89.00)
	5612369	C3	ACH Payment	ATGPay Online Payment	ACH Payment	(87.00)
	5612412	C3	Credit Card Payment	ATGPay Online Payment	Credit Card Payment	(89.00)
	5612423	C3	ACH Payment	ATGPay Online Payment	ACH Payment	(89.00)
	5612427	C3	ACH Payment	ATGPay Online Payment	ACH Payment	(89.00)
	5612435	C3	ACH Payment	ATGPay Online Payment	ACH Payment	(87.00)
	5612448	C3	Credit Card Payment	ATGPay Online Payment	Credit Card Payment	(87.00)
	5612456	C3	ACH Payment	ATGPay Online Payment	ACH Payment	(82.00)
	5612468	C3	Credit Card Payment	ATGPay Online Payment	Credit Card Payment	(89.00)
	5612476	C3	Credit Card Payment	ATGPay Online Payment	Credit Card Payment	(89.00)
	5612543	C3	Credit Card Payment	ATGPay Online Payment	Credit Card Payment	(89.00)
	5612584	C3	ACH Payment	ATGPay Online Payment	ACH Payment	(89.00)
	5612591	C3	ACH Payment	ATGPay Online Payment	ACH Payment	(89.00)
	5612611	C3	ACH Payment	ATGPay Online Payment	ACH Payment	(73.00)
	5612626	C3	ACH Payment	ATGPay Online Payment	ACH Payment	(89.00)
	5612676	C3	ACH Payment	ATGPay Online Payment	ACH Payment	(87.00)
	5612711	C3	ACH Payment	ATGPay Online Payment	ACH Payment	(89.00)
	5612722	C3	ACH Payment	ATGPay Online Payment	ACH Payment	(258.00)

General Ledger Report Tanyard Springs HOA

From October 01, 2018 To October 31, 2018

Date	Batch	Source	Project	Description	Reference	Amount
Assets						
1500 - Residential Assessments Receivable						Balance From Previous Page: 177,403.31
10/04/2018	5612758	C3 ACH Payment		ATGPay Online Payment	ACH Payment	(89.00)
	5612798	C3 Credit Card Payment		ATGPay Online Payment	Credit Card Payment	(89.00)
	5612801	C3 ACH Payment		ATGPay Online Payment	ACH Payment	(89.00)
	5612808	C3 Credit Card Payment		ATGPay Online Payment	Credit Card Payment	(218.00)
	5612815	C3 ACH Payment		ATGPay Online Payment	ACH Payment	(87.00)
	5612837	C3 ACH Payment		ATGPay Online Payment	ACH Payment	(89.00)
	5612847	C3 ACH Payment		ATGPay Online Payment	ACH Payment	(89.00)
	5612861	C3 Credit Card Payment		ATGPay Online Payment	Credit Card Payment	(89.00)
	5612910	C3 Credit Card Payment		ATGPay Online Payment	Credit Card Payment	(89.00)
	5612921	C3 ACH Payment		ATGPay Online Payment	ACH Payment	(87.00)
	5612938	C3 Credit Card Payment		ATGPay Online Payment	Credit Card Payment	(89.00)
	5618796	C3 Lock Box Receipts		032 Items on Lock Box File	Lock Box Receipts	(3,202.00)
10/05/2018	5612972	C3 ACH Payment		ATGPay Online Payment	ACH Payment	(89.00)
	5613023	C3 Credit Card Payment		ATGPay Online Payment	Credit Card Payment	(89.00)
	5613067	C3 Credit Card Payment		ATGPay Online Payment	Credit Card Payment	(89.00)
	5613104	C3 ACH Payment		ATGPay Online Payment	ACH Payment	(82.00)
	5613108	C3 Credit Card Payment		ATGPay Online Payment	Credit Card Payment	(77.00)
	5613121	C3 Credit Card Payment		ATGPay Online Payment	Credit Card Payment	(218.00)
	5613134	C3 ACH Payment		ATGPay Online Payment	ACH Payment	(89.00)
	5613148	C3 Credit Card Payment		ATGPay Online Payment	Credit Card Payment	(89.00)
	5613150	C3 ACH Payment		ATGPay Online Payment	ACH Payment	(87.95)
	5613158	C3 Credit Card Payment		ATGPay Online Payment	Credit Card Payment	(89.00)
	5613182	C3 ACH Payment		ATGPay Online Payment	ACH Payment	(89.00)
	5613187	C3 Credit Card Payment		ATGPay Online Payment	Credit Card Payment	(89.00)
	5613198	C3 Credit Card Payment		ATGPay Online Payment	Credit Card Payment	(89.00)
	5613224	C3 ACH Payment		ATGPay Online Payment	ACH Payment	(89.00)
	5613227	C3 ACH Payment		ATGPay Online Payment	ACH Payment	(82.00)
	5613232	C3 Credit Card Payment		ATGPay Online Payment	Credit Card Payment	(89.00)
	5613284	C3 ACH Payment		ATGPay Online Payment	ACH Payment	(87.00)
	5613310	C3 Credit Card Payment		ATGPay Online Payment	Credit Card Payment	(89.00)
	5613326	C3 Credit Card Payment		ATGPay Online Payment	Credit Card Payment	(89.00)
	5613335	C3 ACH Payment		ATGPay Online Payment	ACH Payment	(89.00)
	5613340	C3 ACH Payment		ATGPay Online Payment	ACH Payment	(77.00)
	5613365	C3 ACH Payment		ATGPay Online Payment	ACH Payment	(89.00)
	5613371	C3 ACH Payment		ATGPay Online Payment	ACH Payment	(89.00)
	5613374	C3 ACH Payment		ATGPay Online Payment	ACH Payment	(89.00)
	5613405	C3 ACH Payment		ATGPay Online Payment	ACH Payment	(89.00)
	5613453	C3 Credit Card Payment		ATGPay Online Payment	Credit Card Payment	(89.00)
	5613500	C3 ACH Payment		ATGPay Online Payment	ACH Payment	(73.00)
	5613554	C3 Credit Card Payment		ATGPay Online Payment	Credit Card Payment	(89.00)
	5613646	C3 ACH Payment		ATGPay Online Payment	ACH Payment	(89.00)
	5613647	C3 ACH Payment		ATGPay Online Payment	ACH Payment	(82.00)

General Ledger Report Tanyard Springs HOA

From October 01, 2018 To October 31, 2018

Date	Batch	Source	Project	Description	Reference	Amount
Assets						
1500 - Residential Assessments Receivable						Balance From Previous Page: 170,362.36
10/05/2018	5613665	C3		ACH Payment	ATGPay Online Payment	(89.00)
	5613672	C3		ACH Payment	ACH Payment	(70.00)
	5613680	C3		ACH Payment	ATGPay Online Payment	(75.00)
	5613735	C3		ACH Payment	ATGPay Online Payment	(77.00)
	5613739	C3		ACH Payment	ATGPay Online Payment	(70.00)
	5613744	C3		ACH Payment	ATGPay Online Payment	(87.00)
	5613748	C3		ACH Payment	ATGPay Online Payment	(89.00)
	5613758	C3		Credit Card Payment	ATGPay Online Payment	(89.00)
	5613813	C3		ACH Payment	ATGPay Online Payment	(89.00)
	5613834	C3		ACH Payment	ATGPay Online Payment	(77.00)
	5613838	C3		Credit Card Payment	ATGPay Online Payment	(89.00)
	5613856	C3		Credit Card Payment	ATGPay Online Payment	(89.00)
	5613876	C3		ACH Payment	ATGPay Online Payment	(100.00)
	5613880	C3		Credit Card Payment	ATGPay Online Payment	(89.00)
	5613940	C3		ACH Payment	ATGPay Online Payment	(89.00)
	5613952	C3		ACH Payment	ATGPay Online Payment	(82.00)
	5613966	C3		ACH Payment	ATGPay Online Payment	(87.00)
	5613975	C3		ACH Payment	ATGPay Online Payment	(89.00)
	5613982	C3		ACH Payment	ATGPay Online Payment	(89.00)
	5613990	C3		ACH Payment	ATGPay Online Payment	(89.00)
	5614007	C3		ACH Payment	ATGPay Online Payment	(77.00)
	5614031	C3		ACH Payment	ATGPay Online Payment	(89.00)
	5614033	C3		ACH Payment	ATGPay Online Payment	(89.00)
	5614037	C3		Credit Card Payment	ATGPay Online Payment	(218.00)
	5614042	C3		ACH Payment	ATGPay Online Payment	(89.00)
	5614050	C3		ACH Payment	ATGPay Online Payment	(86.00)
	5614110	C3		Credit Card Payment	ATGPay Online Payment	(89.00)
	5614113	C3		ACH Payment	ATGPay Online Payment	(77.00)
	5614119	C3		ACH Payment	ATGPay Online Payment	(77.00)
	5614142	C3		ACH Payment	ATGPay Online Payment	(87.00)
	5614156	C3		ACH Payment	ATGPay Online Payment	(70.00)
	5614160	C3		ACH Payment	ATGPay Online Payment	(87.00)
	5614171	C3		ACH Payment	ATGPay Online Payment	(89.00)
	5614200	C3		ACH Payment	ATGPay Online Payment	(89.00)
	5614347	C3		Credit Card Payment	ATGPay Online Payment	(89.00)
	5614354	C3		ACH Payment	ATGPay Online Payment	(89.00)
	5614370	C3		ACH Payment	ATGPay Online Payment	(87.00)
	5614385	C3		ACH Payment	ATGPay Online Payment	(89.00)
	5614390	C3		ACH Payment	ATGPay Online Payment	(89.00)
	5614396	C3		Credit Card Payment	ATGPay Online Payment	(89.00)
	5614411	C3		ACH Payment	ATGPay Online Payment	(77.00)
	5614441	C3		ACH Payment	ATGPay Online Payment	(127.00)

General Ledger Report Tanyard Springs HOA

From October 01, 2018 To October 31, 2018

Date	Batch	Source	Project	Description	Reference	Amount
Assets						
1500 - Residential Assessments Receivable						Balance From Previous Page: 166,609.36
10/05/2018	5614580	C3 ACH Payment		ATGPay Online Payment	ACH Payment	(92.00)
	5614608	C3 Credit Card Payment		ATGPay Online Payment	Credit Card Payment	(89.00)
	5614668	C3 Credit Card Payment		ATGPay Online Payment	Credit Card Payment	(89.00)
	5614680	C3 ACH Payment		ATGPay Online Payment	ACH Payment	(77.00)
	5614724	C3 ACH Payment		ATGPay Online Payment	ACH Payment	(89.00)
	5614741	C3 ACH Payment		ATGPay Online Payment	ACH Payment	(87.00)
	5614762	C3 ACH Payment		ATGPay Online Payment	ACH Payment	(75.00)
	5614768	C3 ACH Payment		ATGPay Online Payment	ACH Payment	(89.00)
	5614772	C3 ACH Payment		ATGPay Online Payment	ACH Payment	(89.00)
	5614777	C3 ACH Payment		ATGPay Online Payment	ACH Payment	(89.00)
	5614797	C3 Credit Card Payment		ATGPay Online Payment	Credit Card Payment	(89.00)
	5614826	C3 ACH Payment		ATGPay Online Payment	ACH Payment	(87.00)
	5614827	C3 ACH Payment		ATGPay Online Payment	ACH Payment	(87.00)
	5614832	C3 Credit Card Payment		ATGPay Online Payment	Credit Card Payment	(89.00)
	5614870	C3 Credit Card Payment		ATGPay Online Payment	Credit Card Payment	(89.00)
	5614874	C3 ACH Payment		ATGPay Online Payment	ACH Payment	(89.00)
	5614898	C3 ACH Payment		ATGPay Online Payment	ACH Payment	(89.00)
	5614935	C3 Credit Card Payment		ATGPay Online Payment	Credit Card Payment	(89.00)
	5614988	C3 ACH Payment		ATGPay Online Payment	ACH Payment	(77.00)
	5615014	C3 ACH Payment		ATGPay Online Payment	ACH Payment	(89.00)
	5615045	C3 ACH Payment		ATGPay Online Payment	ACH Payment	(82.00)
	5615065	C3 ACH Payment		ATGPay Online Payment	ACH Payment	(77.00)
	5615113	C3 ACH Payment		ATGPay Online Payment	ACH Payment	(89.00)
	5615154	C3 ACH Payment		ATGPay Online Payment	ACH Payment	(89.00)
	5615163	C3 Credit Card Payment		ATGPay Online Payment	Credit Card Payment	(89.00)
	5615187	C3 Credit Card Payment		ATGPay Online Payment	Credit Card Payment	(89.00)
	5615261	C3 Credit Card Payment		ATGPay Online Payment	Credit Card Payment	(89.00)
	5615263	C3 ACH Payment		ATGPay Online Payment	ACH Payment	(87.00)
	5615279	C3 Credit Card Payment		ATGPay Online Payment	Credit Card Payment	(89.00)
	5615293	C3 ACH Payment		ATGPay Online Payment	ACH Payment	(82.00)
	5615304	C3 ACH Payment		ATGPay Online Payment	ACH Payment	(80.00)
	5615386	C3 ACH Payment		ATGPay Online Payment	ACH Payment	(80.00)
	5615440	C3 ACH Payment		ATGPay Online Payment	ACH Payment	(75.75)
	5615447	C3 ACH Payment		ATGPay Online Payment	ACH Payment	(45.00)
	5615465	C3 ACH Payment		ATGPay Online Payment	ACH Payment	(89.00)
	5615492	C3 ACH Payment		ATGPay Online Payment	ACH Payment	(75.00)
	5615495	C3 ACH Payment		ATGPay Online Payment	ACH Payment	(87.00)
	5615520	C3 Credit Card Payment		ATGPay Online Payment	Credit Card Payment	(89.00)
	5615544	C3 ACH Payment		ATGPay Online Payment	ACH Payment	(89.00)
	5615553	C3 ACH Payment		ATGPay Online Payment	ACH Payment	(87.00)
	5615556	C3 ACH Payment		ATGPay Online Payment	ACH Payment	(89.00)
	5615587	C3 ACH Payment		ATGPay Online Payment	ACH Payment	(89.00)

General Ledger Report Tanyard Springs HOA

From October 01, 2018 To October 31, 2018

Date	Batch	Source	Project	Description	Reference	Amount
Assets						
1500 - Residential Assessments Receivable						Balance From Previous Page: 163,033.61
10/05/2018	5615608	C3 Credit Card Payment		ATGPay Online Payment	Credit Card Payment	(89.00)
	5615610	C3 ACH Payment		ATGPay Online Payment	ACH Payment	(89.00)
	5615708	C3 ACH Payment		ATGPay Online Payment	ACH Payment	(89.00)
	5615748	C3 ACH Payment		ATGPay Online Payment	ACH Payment	(89.00)
	5615868	C3 ACH Payment		ATGPay Online Payment	ACH Payment	(89.00)
	5615870	C3 ACH Payment		ATGPay Online Payment	ACH Payment	(82.00)
	5615900	C3 Credit Card Payment		ATGPay Online Payment	Credit Card Payment	(89.00)
	5615905	C3 ACH Payment		ATGPay Online Payment	ACH Payment	(89.00)
	5615963	C3 ACH Payment		ATGPay Online Payment	ACH Payment	(87.00)
	5615996	C3 ACH Payment		ATGPay Online Payment	ACH Payment	(77.00)
	5615999	C3 ACH Payment		ATGPay Online Payment	ACH Payment	(89.00)
	5616026	C3 ACH Payment		ATGPay Online Payment	ACH Payment	(87.00)
	5616049	C3 ACH Payment		ATGPay Online Payment	ACH Payment	(89.00)
	5616051	C3 ACH Payment		ATGPay Online Payment	ACH Payment	(89.00)
	5616154	C3 Credit Card Payment		ATGPay Online Payment	Credit Card Payment	(89.00)
	5616197	C3 ACH Payment		ATGPay Online Payment	ACH Payment	(89.00)
	5616209	C3 ACH Payment		ATGPay Online Payment	ACH Payment	(89.00)
	5616234	C3 ACH Payment		ATGPay Online Payment	ACH Payment	(70.00)
	5616242	C3 ACH Payment		ATGPay Online Payment	ACH Payment	(89.00)
	5616291	C3 Credit Card Payment		ATGPay Online Payment	Credit Card Payment	(89.00)
	5616309	C3 Credit Card Payment		ATGPay Online Payment	Credit Card Payment	(89.00)
	5616316	C3 ACH Payment		ATGPay Online Payment	ACH Payment	(89.00)
	5616328	C3 ACH Payment		ATGPay Online Payment	ACH Payment	(82.00)
	5616345	C3 ACH Payment		ATGPay Online Payment	ACH Payment	(89.00)
	5616350	C3 ACH Payment		ATGPay Online Payment	ACH Payment	(77.00)
	5616365	C3 Credit Card Payment		ATGPay Online Payment	Credit Card Payment	(89.00)
	5616379	C3 Credit Card Payment		ATGPay Online Payment	Credit Card Payment	(89.00)
	5616396	C3 ACH Payment		ATGPay Online Payment	ACH Payment	(77.00)
	5616538	C3 Credit Card Payment		ATGPay Online Payment	Credit Card Payment	(89.00)
	5616566	C3 Credit Card Payment		ATGPay Online Payment	Credit Card Payment	(89.00)
	5616678	C3 ACH Payment		ATGPay Online Payment	ACH Payment	(89.00)
	5616704	C3 ACH Payment		ATGPay Online Payment	ACH Payment	(89.00)
	5616706	C3 ACH Payment		ATGPay Online Payment	ACH Payment	(89.00)
	5616760	C3 ACH Payment		ATGPay Online Payment	ACH Payment	(87.00)
	5616800	C3 ACH Payment		ATGPay Online Payment	ACH Payment	(89.00)
	5616808	C3 Credit Card Payment		ATGPay Online Payment	Credit Card Payment	(89.00)
	5616872	C3 Credit Card Payment		ATGPay Online Payment	Credit Card Payment	(100.00)
	5616877	C3 ACH Payment		ATGPay Online Payment	ACH Payment	(89.00)
	5616881	C3 ACH Payment		ATGPay Online Payment	ACH Payment	(89.00)
	5616884	C3 ACH Payment		ATGPay Online Payment	ACH Payment	(77.00)
	5616888	C3 Credit Card Payment		ATGPay Online Payment	Credit Card Payment	(89.00)
	5616896	C3 ACH Payment		ATGPay Online Payment	ACH Payment	(82.00)

General Ledger Report

Tanyard Springs HOA

From October 01, 2018 To October 31, 2018

Date	Batch	Source	Project	Description	Reference	Amount
Assets						
1500 - Residential Assessments Receivable						Balance From Previous Page: 159,378.61
10/05/2018	5616967	C3 ACH Payment		ATGPay Online Payment	ACH Payment	(89.00)
	5616995	C3 ACH Payment		ATGPay Online Payment	ACH Payment	(89.00)
	5617000	C3 Credit Card Payment		ATGPay Online Payment	Credit Card Payment	(89.00)
	5617017	C3 ACH Payment		ATGPay Online Payment	ACH Payment	(89.00)
	5617052	C3 ACH Payment		ATGPay Online Payment	ACH Payment	(77.00)
	5617061	C3 Credit Card Payment		ATGPay Online Payment	Credit Card Payment	(89.00)
	5617085	C3 Credit Card Payment		ATGPay Online Payment	Credit Card Payment	(89.00)
	5617127	C3 ACH Payment		ATGPay Online Payment	ACH Payment	(89.00)
	5617141	C3 ACH Payment		ATGPay Online Payment	ACH Payment	(89.00)
	5617148	C3 ACH Payment		ATGPay Online Payment	ACH Payment	(89.00)
	5617150	C3 ACH Payment		ATGPay Online Payment	ACH Payment	(87.00)
	5617199	C3 ACH Payment		ATGPay Online Payment	ACH Payment	(89.00)
	5617241	C3 ACH Payment		ATGPay Online Payment	ACH Payment	(89.00)
	5617282	C3 ACH Payment		ATGPay Online Payment	ACH Payment	(89.00)
	5617300	C3 ACH Payment		ATGPay Online Payment	ACH Payment	(89.00)
	5617302	C3 ACH Payment		ATGPay Online Payment	ACH Payment	(89.00)
	5617348	C3 ACH Payment		ATGPay Online Payment	ACH Payment	(89.00)
	5617371	C3 ACH Payment		ATGPay Online Payment	ACH Payment	(80.00)
	5617454	C3 ACH Payment		ATGPay Online Payment	ACH Payment	(89.00)
	5617460	C3 Credit Card Payment		ATGPay Online Payment	Credit Card Payment	(89.00)
	5617472	C3 ACH Payment		ATGPay Online Payment	ACH Payment	(89.00)
	5617485	C3 ACH Payment		ATGPay Online Payment	ACH Payment	(77.00)
	5617567	C3 ACH Payment		ATGPay Online Payment	ACH Payment	(89.00)
	5617570	C3 ACH Payment		ATGPay Online Payment	ACH Payment	(89.00)
	5617585	C3 ACH Payment		ATGPay Online Payment	ACH Payment	(87.00)
	5617623	C3 ACH Payment		ATGPay Online Payment	ACH Payment	(89.00)
	5617624	C3 ACH Payment		ATGPay Online Payment	ACH Payment	(89.00)
	5617627	C3 ACH Payment		ATGPay Online Payment	ACH Payment	(87.00)
	5617730	C3 ACH Payment		ATGPay Online Payment	ACH Payment	(89.00)
	5617741	C3 ACH Payment		ATGPay Online Payment	ACH Payment	(90.00)
	5617750	C3 Credit Card Payment		ATGPay Online Payment	Credit Card Payment	(89.00)
	5617805	C3 ACH Payment		ATGPay Online Payment	ACH Payment	(89.00)
	5617814	C3 ACH Payment		ATGPay Online Payment	ACH Payment	(89.00)
	5617847	C3 Credit Card Payment		ATGPay Online Payment	Credit Card Payment	(77.00)
	5617877	C3 ACH Payment		ATGPay Online Payment	ACH Payment	(77.00)
	5617881	C3 Credit Card Payment		ATGPay Online Payment	Credit Card Payment	(89.00)
	5617887	C3 ACH Payment		ATGPay Online Payment	ACH Payment	(89.00)
	5617945	C3 Credit Card Payment		ATGPay Online Payment	Credit Card Payment	(89.00)
	5618017	C3 ACH Payment		ATGPay Online Payment	ACH Payment	(87.00)
	5618085	C3 ACH Payment		ATGPay Online Payment	ACH Payment	(89.00)
	5618111	C3 ACH Payment		ATGPay Online Payment	ACH Payment	(89.00)
	5618134	C3 ACH Payment		ATGPay Online Payment	ACH Payment	(89.00)

General Ledger Report Tanyard Springs HOA

From October 01, 2018 To October 31, 2018

Date	Batch	Source	Project	Description	Reference	Amount
Assets						
1500 - Residential Assessments Receivable						Balance From Previous Page: 155,704.61
10/05/2018	5618157	C3 Credit Card Payment		ATGPay Online Payment	Credit Card Payment	(89.00)
	5618167	C3 ACH Payment		ATGPay Online Payment	ACH Payment	(87.00)
	5618184	C3 Credit Card Payment		ATGPay Online Payment	Credit Card Payment	(89.00)
	5618186	C3 ACH Payment		ATGPay Online Payment	ACH Payment	(89.00)
	5618196	C3 Credit Card Payment		ATGPay Online Payment	Credit Card Payment	(89.00)
	5618199	C3 Credit Card Payment		ATGPay Online Payment	Credit Card Payment	(89.00)
	5618235	C3 Credit Card Payment		ATGPay Online Payment	Credit Card Payment	(89.00)
	5618237	C3 ACH Payment		ATGPay Online Payment	ACH Payment	(89.00)
	5618261	C3 ACH Payment		ATGPay Online Payment	ACH Payment	(89.00)
	5618265	C3 ACH Payment		ATGPay Online Payment	ACH Payment	(89.00)
	5618284	C3 ACH Payment		ATGPay Online Payment	ACH Payment	(89.00)
	5618302	C3 ACH Payment		ATGPay Online Payment	ACH Payment	(87.00)
	5618315	C3 Credit Card Payment		ATGPay Online Payment	Credit Card Payment	(89.00)
	5618319	C3 ACH Payment		ATGPay Online Payment	ACH Payment	(89.00)
	5618333	C3 ACH Payment		ATGPay Online Payment	ACH Payment	(77.00)
	5618334	C3 ACH Payment		ATGPay Online Payment	ACH Payment	(89.00)
	5618335	C3 ACH Payment		ATGPay Online Payment	ACH Payment	(89.00)
	5618386	C3 Credit Card Payment		ATGPay Online Payment	Credit Card Payment	(89.00)
	5618405	C3 ACH Payment		ATGPay Online Payment	ACH Payment	(87.00)
	5618448	C3 ACH Payment		ATGPay Online Payment	ACH Payment	(261.00)
	5618455	C3 Credit Card Payment		ATGPay Online Payment	Credit Card Payment	(89.00)
	5618490	C3 Credit Card Payment		ATGPay Online Payment	Credit Card Payment	(89.00)
	5618524	C3 ACH Payment		ATGPay Online Payment	ACH Payment	(91.00)
	5618538	C3 ACH Payment		ATGPay Online Payment	ACH Payment	(89.00)
	5618686	C3 Credit Card Payment		ATGPay Online Payment	Credit Card Payment	(89.00)
	5618694	C3 ACH Payment		ATGPay Online Payment	ACH Payment	(89.00)
	5618973	C3 ACH Payment		ATGPay Online Payment	ACH Payment	(130.00)
	5618983	C3 ACH Payment		ATGPay Online Payment	ACH Payment	(89.00)
	5618986	C3 Credit Card Payment		ATGPay Online Payment	Credit Card Payment	(89.00)
	5618992	C3 ACH Payment		ATGPay Online Payment	ACH Payment	(89.00)
	5619194	C3 ACH Payment		ATGPay Online Payment	ACH Payment	(169.00)
	5619281	C3 Credit Card Payment		ATGPay Online Payment	Credit Card Payment	(89.00)
	5619370	C3 Credit Card Payment		ATGPay Online Payment	Credit Card Payment	(161.00)
	5619384	C3 Credit Card Payment		ATGPay Online Payment	Credit Card Payment	(89.00)
	5620041	C3 ACH Payment		ATGPay Online Payment	ACH Payment	(89.00)
	5621296	C3 ACH Payment		ATGPay Online Payment	ACH Payment	(16.00)
	5621322	C3 ACH Payment		ATGPay Online Payment	ACH Payment	(89.00)
	5621850	C3 Lock Box Receipts		030 Items on Lock Box File	Lock Box Receipts	(2,911.50)
10/06/2018	5621353	C3 ACH Payment		ATGPay Online Payment	ACH Payment	(89.00)
	5621354	C3 Credit Card Payment		ATGPay Online Payment	Credit Card Payment	(89.00)
	5621378	C3 ACH Payment		ATGPay Online Payment	ACH Payment	(89.00)
	5621418	C3 Credit Card Payment		ATGPay Online Payment	Credit Card Payment	(89.00)

General Ledger Report Tanyard Springs HOA

From October 01, 2018 To October 31, 2018

Date	Batch	Source	Project	Description	Reference	Amount
Assets						
1500 - Residential Assessments Receivable						Balance From Previous Page: 148,868.11
10/06/2018	5621469	C3 Credit Card Payment		ATGPay Online Payment	Credit Card Payment	(89.00)
	5621478	C3 Credit Card Payment		ATGPay Online Payment	Credit Card Payment	(89.00)
10/07/2018	5621495	C3 ACH Payment		ATGPay Online Payment	ACH Payment	(89.00)
	5621500	C3 ACH Payment		ATGPay Online Payment	ACH Payment	(89.00)
	5621506	C3 ACH Payment		ATGPay Online Payment	ACH Payment	(77.00)
	5621538	C3 ACH Payment		ATGPay Online Payment	ACH Payment	(89.00)
10/08/2018	5621675	C3 Credit Card Payment		ATGPay Online Payment	Credit Card Payment	(231.00)
	5622585	C3 Credit Card Payment		ATGPay Online Payment	Credit Card Payment	(89.00)
	5622880	C3 Credit Card Payment		ATGPay Online Payment	Credit Card Payment	(89.00)
	5622891	C3 AR Adjustment - Settlement Charge		Adjust Account 00391-1594	AR Adjust Batch	(89.00)
	5622892	C3 AR Adjustment - Refund		Adjust Account 00391-1594	AR Adjust Batch	89.00
	5622893	C3 AR Adjustment - Settlement Charge		Adjust Account 00442-6897	AR Adjust Batch	89.00
	5622894	C3 Credit Card Payment		ATGPay Online Payment	Credit Card Payment	(89.00)
	5622904	C3 AR Adjustment - Settlement Charge		Adjust Account 00333-7149	AR Adjust Batch	(89.00)
	5622905	C3 AR Adjustment - Settlement Charge		Adjust Account 00442-6907	AR Adjust Batch	89.00
	5622908	C3 AR Adjustment - Refund		Adjust Account 00333-7149	AR Adjust Batch	104.00
	5622936	C3 ACH Payment		ATGPay Online Payment	ACH Payment	(105.00)
	5623005	C3 Credit Card Payment		ATGPay Online Payment	Credit Card Payment	(89.00)
10/09/2018	5622890	C3 Cash Receipts		004 Items on Deposit Slip	Cash Receipts	(371.00)
	5624019	C3 ACH Payment		ATGPay Online Payment	ACH Payment	(89.00)
	5624086	C3 Credit Card Payment		ATGPay Online Payment	Credit Card Payment	(89.00)
	5624241	C3 Credit Card Payment		ATGPay Online Payment	Credit Card Payment	(89.00)
	5624339	C3 ACH Payment		ATGPay Online Payment	ACH Payment	(94.00)
	5624594	C3 Credit Card Payment		ATGPay Online Payment	Credit Card Payment	(89.00)
	5624626	C3 Credit Card Payment		ATGPay Online Payment	Credit Card Payment	(89.00)
	5625580	C3 ACH Payment		ATGPay Online Payment	ACH Payment	(203.00)
	5625597	C3 ACH Payment		ATGPay Online Payment	ACH Payment	(169.00)
	5625983	C3 Lock Box Receipts		030 Items on Lock Box File	Lock Box Receipts	(2,518.00)
10/10/2018	5624409	C3 Cash Receipts		003 Items on Deposit Slip	Cash Receipts	(261.00)
	5626126	C3 ACH Payment		ATGPay Online Payment	ACH Payment	(77.00)
	5626129	C3 ACH Payment		ATGPay Online Payment	ACH Payment	(89.00)
	5626261	C3 AR Adjustment - Settlement Charge		Adjust Account 00374-6251	AR Adjust Batch	(89.00)
	5626262	C3 AR Adjustment - Settlement Charge		Adjust Account 00442-7650	AR Adjust Batch	89.00
	5626354	C3 ACH Payment		ATGPay Online Payment	ACH Payment	(89.00)
	5626818	C3 AR Adjust Batch		Adjust Account 00422-6576	AR Adjust Batch	94.00
	5627615	C3 ACH Payment		ATGPay Online Payment	ACH Payment	(178.00)
	5627916	C3 Lock Box Receipts		030 Items on Lock Box File	Lock Box Receipts	(2,671.00)
10/11/2018	5626260	C3 Cash Receipts		002 Items on Deposit Slip	Cash Receipts	(319.00)
	5627658	C3 AR Adjust Batch		Adjust Account 00416-8375	AR Adjust Batch	258.00
	5628001	C3 ACH Payment		ATGPay Online Payment	ACH Payment	(89.00)
	5628096	C3 ACH Payment		ATGPay Online Payment	ACH Payment	(89.00)
	5628105	C3 AR Adjustment - Compliance Charge		Adjust Account 00330-0969	AR Adjust Batch	50.00

General Ledger Report Tanyard Springs HOA

From October 01, 2018 To October 31, 2018

Date	Batch	Source	Project	Description	Reference	Amount
Assets						
1500 - Residential Assessments Receivable						Balance From Previous Page: 140,587.11
10/11/2018	5628106	C3	AR Adjustment - Compliance Charge	Adjust Account 00363-8835	AR Adjust Batch	50.00
	5628107	C3	AR Adjustment - Compliance Charge	Adjust Account 00373-7859	AR Adjust Batch	50.00
	5628109	C3	AR Adjustment - Compliance Charge	Adjust Account 00363-9779	AR Adjust Batch	50.00
	5628284	C3	AR Adjustment - NSF Proc Fee - Mgmt	Adjust Account 00422-6576	AR Adjust Batch	40.00
	5628431	C3	ACH Payment	ATGPay Online Payment	ACH Payment	(89.00)
	5628441	C3	ACH Payment	ATGPay Online Payment	ACH Payment	(100.00)
	5628452	C3	Credit Card Payment	ATGPay Online Payment	Credit Card Payment	(134.00)
	5629820	C3	ACH Payment	ATGPay Online Payment	ACH Payment	(200.00)
	5629828	C3	ACH Payment	ATGPay Online Payment	ACH Payment	(89.00)
	5629852	C3	ACH Payment	ATGPay Online Payment	ACH Payment	(89.00)
	5630069	C3	Lock Box Receipts	014 Items on Lock Box File	Lock Box Receipts	(1,227.00)
10/12/2018	5628783	C3	Cash Receipts	002 Items on Deposit Slip	Cash Receipts	(307.00)
	5629894	C3	Credit Card Payment	ATGPay Online Payment	Credit Card Payment	(89.00)
	5630139	C3	ACH Payment	ATGPay Online Payment	ACH Payment	(89.00)
	5630240	C3	Credit Card Payment	ATGPay Online Payment	Credit Card Payment	(89.00)
	5630266	C3	Credit Card Payment	ATGPay Online Payment	Credit Card Payment	(89.00)
	5630315	C3	ACH Payment	ATGPay Online Payment	ACH Payment	(89.00)
	5630319	C3	Credit Card Payment	ATGPay Online Payment	Credit Card Payment	(100.00)
	5630501	C3	ACH Payment	ATGPay Online Payment	ACH Payment	(89.00)
	5630520	C3	ACH Payment	ATGPay Online Payment	ACH Payment	(89.00)
	5630574	C3	Credit Card Payment	ATGPay Online Payment	Credit Card Payment	(89.00)
	5630587	C3	ACH Payment	ATGPay Online Payment	ACH Payment	(77.00)
	5630593	C3	ACH Payment	ATGPay Online Payment	ACH Payment	(141.00)
	5630628	C3	Credit Card Payment	ATGPay Online Payment	Credit Card Payment	(89.00)
	5630634	C3	ACH Payment	ATGPay Online Payment	ACH Payment	(89.00)
	5630635	C3	ACH Payment	ATGPay Online Payment	ACH Payment	(89.00)
	5630642	C3	Credit Card Payment	ATGPay Online Payment	Credit Card Payment	(218.00)
	5630701	C3	ACH Payment	ATGPay Online Payment	ACH Payment	(322.00)
	5632404	C3	Lock Box Receipts	025 Items on Lock Box File	Lock Box Receipts	(2,492.00)
10/13/2018	5631721	C3	ACH Payment	ATGPay Online Payment	ACH Payment	(176.00)
	5631736	C3	Credit Card Payment	ATGPay Online Payment	Credit Card Payment	(89.00)
	5631747	C3	Credit Card Payment	ATGPay Online Payment	Credit Card Payment	(89.00)
	5631751	C3	ACH Payment	ATGPay Online Payment	ACH Payment	(89.00)
	5631752	C3	ACH Payment	ATGPay Online Payment	ACH Payment	(89.00)
	5631798	C3	Credit Card Payment	ATGPay Online Payment	Credit Card Payment	(89.00)
10/14/2018	5631836	C3	ACH Payment	ATGPay Online Payment	ACH Payment	(89.00)
	5631841	C3	Credit Card Payment	ATGPay Online Payment	Credit Card Payment	(89.00)
	5631846	C3	Credit Card Payment	ATGPay Online Payment	Credit Card Payment	(89.00)
	5631849	C3	ACH Payment	ATGPay Online Payment	ACH Payment	(77.00)
	5631866	C3	Credit Card Payment	ATGPay Online Payment	Credit Card Payment	(218.00)
	5631871	C3	ACH Payment	ATGPay Online Payment	ACH Payment	(89.00)
	5631883	C3	ACH Payment	ATGPay Online Payment	ACH Payment	(89.00)

General Ledger Report Tanyard Springs HOA

From October 01, 2018 To October 31, 2018

Date	Batch	Source	Project	Description	Reference	Amount
Assets						
1500 - Residential Assessments Receivable						Balance From Previous Page: 132,852.11
10/14/2018	5631900	C3 ACH Payment		ATGPay Online Payment	ACH Payment	(89.00)
	5631920	C3 ACH Payment		ATGPay Online Payment	ACH Payment	(89.00)
	5631931	C3 Credit Card Payment		ATGPay Online Payment	Credit Card Payment	(89.00)
	5631948	C3 Credit Card Payment		ATGPay Online Payment	Credit Card Payment	(22.00)
	5631967	C3 ACH Payment		ATGPay Online Payment	ACH Payment	(77.00)
10/15/2018	5632020	C3 ACH Payment		ATGPay Online Payment	ACH Payment	(89.00)
	5632034	C3 Credit Card Payment		ATGPay Online Payment	Credit Card Payment	(89.00)
	5632723	C3 ACH Payment		ATGPay Online Payment	ACH Payment	(89.00)
	5632792	C3 ACH Payment		ATGPay Online Payment	ACH Payment	(90.00)
	5632812	C3 ACH Payment		ATGPay Online Payment	ACH Payment	(89.00)
	5632863	C3 Credit Card Payment		ATGPay Online Payment	Credit Card Payment	(84.00)
	5632874	C3 ACH Payment		ATGPay Online Payment	ACH Payment	(89.00)
	5632985	C3 ACH Payment		ATGPay Online Payment	ACH Payment	(77.00)
	5632990	C3 AR Adjustment - Delinq Proc Fee - Mgmt		Adjust Account 00419-4158	AR Adjust Batch	75.00
	5632991	C3 AR Adjustment - Delinq Proc Fee - Mgmt		Adjust Account 00411-2619	AR Adjust Batch	75.00
	5632992	C3 AR Adjustment - Delinq Proc Fee - Mgmt		Adjust Account 00373-9569	AR Adjust Batch	75.00
	5632993	C3 AR Adjustment - Delinq Proc Fee - Mgmt		Adjust Account 00376-1100	AR Adjust Batch	75.00
	5632994	C3 AR Adjustment - Delinq Proc Fee - Mgmt		Adjust Account 00432-2001	AR Adjust Batch	75.00
	5632995	C3 AR Adjustment - Delinq Proc Fee - Mgmt		Adjust Account 00343-1692	AR Adjust Batch	75.00
	5632996	C3 AR Adjustment - Delinq Proc Fee - Mgmt		Adjust Account 00367-2493	AR Adjust Batch	75.00
	5632997	C3 AR Adjustment - Delinq Proc Fee - Mgmt		Adjust Account 00379-4711	AR Adjust Batch	75.00
	5632998	C3 AR Adjustment - Delinq Proc Fee - Mgmt		Adjust Account 00391-6832	AR Adjust Batch	75.00
	5632999	C3 AR Adjustment - Delinq Proc Fee - Mgmt		Adjust Account 00438-8812	AR Adjust Batch	75.00
	5633016	C3 ACH Payment		ATGPay Online Payment	ACH Payment	(89.00)
	5633035	C3 Credit Card Payment		ATGPay Online Payment	Credit Card Payment	(89.00)
	5633037	C3 ACH Payment		ATGPay Online Payment	ACH Payment	(89.00)
	5633480	C3 ACH Payment		ATGPay Online Payment	ACH Payment	(89.00)
	5633484	C3 ACH Payment		ATGPay Online Payment	ACH Payment	(89.00)
	5633501	C3 Credit Card Payment		ATGPay Online Payment	Credit Card Payment	(89.00)
	5633507	C3 Credit Card Payment		ATGPay Online Payment	Credit Card Payment	(185.39)
	5633515	C3 Credit Card Payment		ATGPay Online Payment	Credit Card Payment	(89.00)
	5633522	C3 Credit Card Payment		ATGPay Online Payment	Credit Card Payment	(89.00)
	5633535	C3 Credit Card Payment		ATGPay Online Payment	Credit Card Payment	(89.00)
	5633940	C3 Lock Box Receipts		031 Items on Lock Box File	Lock Box Receipts	(3,033.00)
10/16/2018	5632069	C3 Cash Receipts		008 Items on Deposit Slip	Cash Receipts	(2,517.60)
	5633917	C3 ACH Payment		ATGPay Online Payment	ACH Payment	(89.00)
	5633920	C3 ACH Payment		ATGPay Online Payment	ACH Payment	(218.00)
	5634164	C3 ACH Payment		ATGPay Online Payment	ACH Payment	(89.00)
	5634200	C3 ACH Payment		ATGPay Online Payment	ACH Payment	(89.00)
	5634223	C3 Credit Card Payment		ATGPay Online Payment	Credit Card Payment	(89.00)
	5634517	C3 Credit Card Payment		ATGPay Online Payment	Credit Card Payment	(89.00)
	5634520	C3 AR Adjust Batch		Adjust Account 00442-3971	AR Adjust Batch	77.00

General Ledger Report Tanyard Springs HOA

From October 01, 2018 To October 31, 2018

Date	Batch	Source	Project	Description	Reference	Amount
Assets						
1500 - Residential Assessments Receivable						Balance From Previous Page: 125,417.12
10/16/2018	5635160	C3		ACH Payment	ATGPay Online Payment	(89.00)
	5635178	C3		ACH Payment	ACH Payment	(89.00)
	5635701	C3		Lock Box Receipts	012 Items on Lock Box File	(1,070.00)
10/17/2018	5634493	C3		Cash Receipts	001 Items on Deposit Slip	(89.00)
	5635400	C3		ACH Payment	ATGPay Online Payment	(114.00)
	5635724	C3		Credit Card Payment	ATGPay Online Payment	(130.00)
	5635765	C3		Cash Receipts	002 Items on Deposit Slip	(178.00)
	5636142	C3		AR Adjustment - NSF Proc Fee - Mgmt	Adjust Account 00442-3971	40.00
	5636155	C3		ACH Payment	ATGPay Online Payment	(89.00)
	5637479	C3		Credit Card Payment	ATGPay Online Payment	(218.00)
	5637684	C3		Lock Box Receipts	004 Items on Lock Box File	(354.00)
	5637871	C3		Late Fee Billing Batch	180 Units, Late Fee	2,700.00
10/18/2018	5637483	C3		Credit Card Payment	ATGPay Online Payment	(12.00)
	5637551	C3		ACH Payment	ATGPay Online Payment	(218.00)
	5640035	C3		Lock Box Receipts	002 Items on Lock Box File	(177.00)
10/19/2018	5639777	C3		Credit Card Payment	ATGPay Online Payment	(104.00)
	5639800	C3		ACH Payment	ATGPay Online Payment	(104.00)
	5640057	C3		ACH Payment	ATGPay Online Payment	(70.00)
	5640079	C3		ACH Payment	ATGPay Online Payment	(89.00)
	5640307	C3		AR Adjustment - NSF Proc Fee - Mgmt	Adjust Account 00416-8375	40.00
	5640330	C3		Credit Card Payment	ATGPay Online Payment	(104.00)
	5640475	C3		AR Adjust Batch	Adjust Account 00415-1997	114.00
	5640478	C3		Credit Card Payment	ATGPay Online Payment	(114.00)
	5641483	C3		Credit Card Payment	ATGPay Online Payment	(233.00)
	5642075	C3		Lock Box Receipts	014 Items on Lock Box File	(1,265.50)
10/20/2018	5641535	C3		Credit Card Payment	ATGPay Online Payment	(104.00)
	5641541	C3		Credit Card Payment	ATGPay Online Payment	(119.00)
	5641568	C3		ACH Payment	ATGPay Online Payment	(104.00)
10/21/2018	5641637	C3		ACH Payment	ATGPay Online Payment	(104.00)
	5641640	C3		ACH Payment	ATGPay Online Payment	(223.00)
	5641644	C3		ACH Payment	ATGPay Online Payment	(100.00)
10/22/2018	5640070	C3		Cash Receipts	002 Items on Deposit Slip	(825.00)
	5641799	C3		AR Adjustment - Late Fee	Adjust Account 00407-4100	(15.00)
	5641802	C3		AR Adjustment - Late Fee	Adjust Account 00349-4257	(15.00)
	5642602	C3		ACH Payment	ATGPay Online Payment	(89.00)
	5642797	C3		Credit Card Payment	ATGPay Online Payment	(104.00)
	5644206	C3		Credit Card Payment	ATGPay Online Payment	(89.00)
	5644234	C3		ACH Payment	ATGPay Online Payment	(89.00)
	5644723	C3		Lock Box Receipts	009 Items on Lock Box File	(829.00)
10/23/2018	5641794	C3		Cash Receipts	006 Items on Deposit Slip	(520.00)
	5644878	C3		Credit Card Payment	ATGPay Online Payment	(233.00)
	5646077	C3		ACH Payment	ATGPay Online Payment	(92.00)

General Ledger Report Tanyard Springs HOA

From October 01, 2018 To October 31, 2018

Date	Batch	Source	Project	Description	Reference	Amount
Assets						
1500 - Residential Assessments Receivable						Balance From Previous Page: 119,746.62
10/23/2018	5646082	C3 Credit Card Payment		ATGPay Online Payment	Credit Card Payment	(104.00)
	5646091	C3 ACH Payment		ATGPay Online Payment	ACH Payment	(104.00)
	5646094	C3 ACH Payment		ATGPay Online Payment	ACH Payment	(89.00)
	5646432	C3 Lock Box Receipts		013 Items on Lock Box File	Lock Box Receipts	(1,095.00)
10/24/2018	5646217	C3 AR Adjustment - Compliance Charge		Adjust Account 00395-1415	AR Adjust Batch	50.00
	5646218	C3 AR Adjustment - Compliance Charge		Adjust Account 00433-5344	AR Adjust Batch	75.00
	5646583	C3 Credit Card Payment		ATGPay Online Payment	Credit Card Payment	(104.00)
	5646640	C3 AR Adjustment - Late Fee		Adjust Account 00433-7407	AR Adjust Batch	(15.00)
	5646938	C3 AR Adjustment - Late Fee		Adjust Account 00357-9871	AR Adjust Batch	(15.00)
	5646942	C3 AR Adjustment - Transfer Fee - Mgmt		Adjust Account 00357-9871	AR Adjust Batch	58.69
	5646954	C3 ACH Payment		ATGPay Online Payment	ACH Payment	(89.00)
	5647886	C3 Credit Card Payment		ATGPay Online Payment	Credit Card Payment	(104.00)
	5648340	C3 Lock Box Receipts		006 Items on Lock Box File	Lock Box Receipts	(522.00)
10/25/2018	5646649	C3 Cash Receipts		008 Items on Deposit Slip	Cash Receipts	(1,131.69)
	5648040	C3 ACH Payment		ATGPay Online Payment	ACH Payment	(104.00)
	5648090	C3 AR Adjustment - Compliance Charge		Adjust Account 00391-2001	AR Adjust Batch	(75.00)
	5648096	C3 AR Adjustment - Late Fee		Adjust Account 00391-2001	AR Adjust Batch	(15.00)
	5648099	C3 AR Adjustment - Late Fee		Adjust Account 00391-2001	AR Adjust Batch	(15.00)
	5648175	C3 ACH Payment		ATGPay Online Payment	ACH Payment	(77.00)
	5648366	C3 AR Adjustment - Certified Letter Charge		Adjust Account 00391-2001	AR Adjust Batch	(50.00)
	5648732	C3 AR Adjustment - Late Fee		Adjust Account 00401-3433	AR Adjust Batch	(15.00)
	5651964	C3 Lock Box Receipts		007 Items on Lock Box File	Lock Box Receipts	(617.00)
10/26/2018	5648094	C3 Cash Receipts		004 Items on Deposit Slip	Cash Receipts	(356.00)
	5651656	C3 ACH Payment		ATGPay Online Payment	ACH Payment	(102.00)
	5652201	C3 ACH Payment		ATGPay Online Payment	ACH Payment	(80.00)
	5653638	C3 ACH Payment		ATGPay Online Payment	ACH Payment	(75.00)
	5655748	C3 Lock Box Receipts		025 Items on Lock Box File	Lock Box Receipts	(2,075.00)
10/27/2018	5655213	C3 ACH Payment		ATGPay Online Payment	ACH Payment	(21.00)
	5655217	C3 ACH Payment		ATGPay Online Payment	ACH Payment	(93.00)
	5655222	C3 Credit Card Payment		ATGPay Online Payment	Credit Card Payment	(104.00)
	5655226	C3 ACH Payment		ATGPay Online Payment	ACH Payment	(91.00)
10/28/2018	5655261	C3 ACH Payment		ATGPay Online Payment	ACH Payment	(89.00)
	5655276	C3 Credit Card Payment		ATGPay Online Payment	Credit Card Payment	(104.00)
	5655291	C3 ACH Payment		ATGPay Online Payment	ACH Payment	(89.00)
	5655295	C3 ACH Payment		ATGPay Online Payment	ACH Payment	(104.00)
10/29/2018	5653381	C3 Cash Receipts		002 Items on Deposit Slip	Cash Receipts	(805.00)
	5655404	C3 AR Adjustment - Late Fee		Adjust Account 00421-1730	AR Adjust Batch	(15.00)
	5655409	C3 Credit Card Payment		ATGPay Online Payment	Credit Card Payment	(124.00)
	5655500	C3 AR Adjustment - Legal Fee		Adjust Account 00405-1013	AR Adjust Batch	228.00
	5655501	C3 AR Adjustment - Late Fee		Adjust Account 00405-1013	AR Adjust Batch	(90.00)
	5655502	C3 AR Adjustment - Collection Fee		Adjust Account 00405-1013	AR Adjust Batch	31.24
	5655861	C3 Credit Card Payment		ATGPay Online Payment	Credit Card Payment	(233.00)

General Ledger Report Tanyard Springs HOA

From October 01, 2018 To October 31, 2018

Date	Batch	Source	Project	Description	Reference	Amount
Assets						
1500 - Residential Assessments Receivable						Balance From Previous Page: 111,198.86
10/29/2018	5655869	C3 AR Adjustment - NSF Proc Fee - Mgmt		Adjust Account 00415-1997	AR Adjust Batch	40.00
	5656048	C3 AR Adjustment - Late Fee		Adjust Account 00416-3419	AR Adjust Batch	(15.00)
	5656181	C3 Credit Card Payment		ATGPay Online Payment	Credit Card Payment	(14.00)
	5656832	C3 ACH Payment		ATGPay Online Payment	ACH Payment	(89.00)
	5656839	C3 ACH Payment		ATGPay Online Payment	ACH Payment	(104.00)
	5657218	C3 Lock Box Receipts		026 Items on Lock Box File	Lock Box Receipts	(2,516.00)
10/30/2018	5655843	C3 Cash Receipts		002 Items on Deposit Slip	Cash Receipts	(189.00)
	5656999	C3 ACH Payment		ATGPay Online Payment	ACH Payment	(133.00)
	5658845	C3 Lock Box Receipts		025 Items on Lock Box File	Lock Box Receipts	(2,380.00)
10/31/2018	5625653	RC Recurring Journal Entry.		Prepaid Assessments	Adjust A/R	(5,379.52)
	5656991	C3 Cash Receipts		001 Items on Deposit Slip	Cash Receipts	(89.00)
	5658359	C3 Credit Card Payment		ATGPay Online Payment	Credit Card Payment	(322.00)
	5658948	C3 ACH Payment		ATGPay Online Payment	ACH Payment	(300.00)
	5658966	C3 Credit Card Payment		ATGPay Online Payment	Credit Card Payment	(89.00)
	5659045	C3 Cash Receipts		001 Items on Deposit Slip	Cash Receipts	(77.00)
	5659301	C3 Credit Card Payment		ATGPay Online Payment	Credit Card Payment	(92.00)
	5660805	C3 ACH Payment		ATGPay Online Payment	ACH Payment	(89.00)
	5660823	C3 ACH Payment		ATGPay Online Payment	ACH Payment	(115.00)
	5660842	C3 ACH Payment		ATGPay Online Payment	ACH Payment	(104.00)
	5661147	C3 Lock Box Receipts		011 Items on Lock Box File	Lock Box Receipts	(961.00)
Total October, 2018:						1,118.40
Ending Balance 1500 - Residential Assessments Receivable:						98,181.34
1530 - Allowance for Doubtful accounts						Opening Balance: (44,650.18)
No Activity this period						0.00
						0.00
Ending Balance 1530 - Allowance for Doubtful accounts:						(44,650.18)
1600 - Prepaid Insurance						Opening Balance: 19,330.00
10/31/2018	5625653	RC Recurring Journal Entry.		Monthly Insurance Expenses	Recurring	(1,573.00)
Total October, 2018:						(1,573.00)
Ending Balance 1600 - Prepaid Insurance:						17,757.00
1604 - Owner One Time Assessments Receivable						Opening Balance: 1,344.00
No Activity this period						0.00
						0.00
Ending Balance 1604 - Owner One Time Assessments Receivable:						1,344.00

General Ledger Report Tanyard Springs HOA

From October 01, 2018 To October 31, 2018

Date	Batch	Source	Project	Description	Reference	Amount
Assets						
1730 - Accrued Interest Receivable						Opening Balance: 4,875.75
10/31/2018	5625653	RC Recurring Journal Entry.		Accrued Interest	Int on Cds	1,238.09
				MS CD Int received - Sept	MS CDs	(161.37)
				MS CD Int received - Oct	MS CDs	(3,016.43)
Total October, 2018:						(1,939.71)
Ending Balance 1730 - Accrued Interest Receivable:						2,936.04
1799 - Clearing Account						Opening Balance: (90.51)
10/31/2018	5680800	RV Reversing Journal Entry.		10/09 Card Services		1,557.71
	5680802	GJ Standard Journal Entry.		10/03 Charge Back		175.00
	5681334	GJ Standard Journal Entry.		Reverse YTD adjustments to cash	Correct bank amt	110.51
				June NSF posted as MP	Correct to 1799	117.00
				Feb 2018 NSF posted as MP	Correct to 1799	38.00
				Room rental ck returned NSF	1799 to 4400	(175.00)
				Room rental ck returned NSF	1799 to 4400	(175.00)
Total October, 2018:						1,648.22
Ending Balance 1799 - Clearing Account:						1,557.71
1800 - Due From Stonehouse Run-Recr Assess						Opening Balance: 8,570.00
				No Activity this period		0.00
Ending Balance 1800 - Due From Stonehouse Run-Recr Assess:						8,570.00
1940 - Office Equipment						Opening Balance: 2,819.00
				No Activity this period		0.00
Ending Balance 1940 - Office Equipment:						2,819.00
Liabilities						
2000 - Accounts Payable						Opening Balance: 5,898.94
10/01/2018	5605560	AP Community Management Corp.		Management fee For October 2018		(11,392.00)
	5605561	AP Community Management Corp.		Management fee For October 2018		11,392.00
	5607874	AP Community Management Corp.-Property		Payroll Reimbursement		(5,058.63)
				Workers Compensation		(376.62)
				Payroll Administration		(423.69)
				Benefits Administration		(40.00)
	5609753	AP Atlantic Maintenance Group, LLC		This invoice splits between 4 GLs		(1,000.00)
				This invoice splits between 4 GLs		(1,500.00)

General Ledger Report Tanyard Springs HOA

From October 01, 2018 To October 31, 2018

Date	Batch	Source	Project	Description	Reference	Amount
Liabilities						
2000 - Accounts Payable						Balance From Previous Page: (2,500.00)
10/01/2018	5609753	AP Atlantic Maintenance Group, LLC		This invoice splits between 4 GLs		(1,830.00)
				This invoice splits between 4 GLs		(1,830.00)
	5609754	AP Commonwealth Digital Office Solutions		office equipment expenses		(209.35)
	5609755	AP Whiteford, Taylor & Preston, L.L.P.		General Matters (08/31/2018)		(2,098.00)
				This invoice splits between two GLs		(3,416.60)
	5609756	AP Pet Waste Eliminator		500 LINERS		(119.90)
	5609757	AP Stay Alert Security Services, LLC		PATROL		(1,848.00)
	5611975	AP Cheri Aure		Over-Paid Unit Sold 8/10/2018	345-4116	(89.00)
	5611976	AP Steven W & Betsy L Whetstone		Over-Paid Unit Sold 8/13/2018	332-0541	(89.00)
	5611977	AP Superior Real Estate Invest.		Over-Paid Unit Sold 12/15/2017	431-1300	(262.61)
	5629476	AP Community Management Corp.		1st Delinquency Notice/Friendly Reminder		(1,960.00)
				2nd/3rd Delinquency Notices		(650.00)
				ARC Customer Support		(10.00)
				Copy/Scans Black and White		(22.40)
				Coupon Book Postage - OPTIMAL		(1.84)
				Coupon Booklets/Direct Debit		(11.00)
				Delinquent Account Turnover to Attorney		(75.00)
				Direct Debit Set-Up or Account Change		(10.00)
				Envelope (Regular/Window)		(10.65)
				Laser Checks		(15.50)
				Manual Processing of Assessment Payments		(62.00)
				Miscellaneous Supplies		(5.50)
				New Owner Account Set-Up		(1,125.00)
				Postage 2nd/3rd Collection Letters		(184.08)
				Postage First Class - 1oz.		(240.10)
				Records Storage		(49.00)
				Temporary Assessment Coupons		(2.00)
	5629477	AP Atlantic Maintenance Group, LLC		Landscaping		(1,490.00)
	5629478	AP Commonwealth Digital Office Solutions		office equipment expenses		(23.85)
	5629479	AP Pet Waste Eliminator		Invoice for Pet Waste Station Bags		(320.00)
	5629480	AP Sign Central Inc.		Signs and Graphics		(720.80)
10/03/2018	5609758	AP Atlantic Maintenance Group, LLC		This invoice splits between 4 GLs		1,000.00
				This invoice splits between 4 GLs		1,500.00
				This invoice splits between 4 GLs		1,830.00
				This invoice splits between 4 GLs		1,830.00
	5609759	AP Commonwealth Digital Office Solutions		office equipment expenses		209.35
	5609760	AP Whiteford, Taylor & Preston, L.L.P.		General Matters (08/31/2018)		2,098.00
				This invoice splits between two GLs		3,416.60
	5609761	AP Pet Waste Eliminator		500 LINERS		119.90
	5609762	AP Stay Alert Security Services, LLC		PATROL		1,848.00
	5637027	AP Atlantic Maintenance Group, LLC		This invoice splits between 4 GLs		(500.00)
				This invoice splits between 4 GLs		(500.00)

General Ledger Report Tanyard Springs HOA

From October 01, 2018 To October 31, 2018

Date	Batch	Source	Project	Description	Reference	Amount
Liabilities						
2000 - Accounts Payable						Balance From Previous Page: (8,429.33)
10/03/2018	5637027	AP Atlantic Maintenance Group, LLC		This invoice splits between 4 GLs		(2,160.00)
				This invoice splits between 4 GLs		(2,160.00)
10/04/2018	5611978	AP Cheri Aure		Over-Paid Unit Sold 8/10/2018	345-4116	89.00
	5611979	AP Steven W & Betsy L Whetstone		Over-Paid Unit Sold 8/13/2018	332-0541	89.00
	5611980	AP Superior Real Estate Invest.		Over-Paid Unit Sold 12/15/2017	431-1300	262.61
10/05/2018	5637023	AP Verizon		410-360-4018	000650993167 81Y	(500.45)
	5637025	AP Premier Waste Outsourcing LLC		Trash & Recycling Services		(80.00)
	5637028	AP A. Wingate & J. Heiser		overpaid-unit sold 8/15/2018	00354-1964	(178.00)
	5641167	AP Community Management Corp.-Property		Payroll Reimbursement		(4,847.46)
				Workers Compensation		(360.93)
				Payroll Administration		(406.04)
				Benefits Administration		(40.00)
	5641168	AP Community Management Corp.-Property		Payroll Reimbursement		4,847.46
				Workers Compensation		360.93
				Payroll Administration		406.04
				Benefits Administration		40.00
10/09/2018	5637021	AP BGE		6920 Heritage Xing 8/28-9/27/18	0573411000	(1,762.73)
				6920 Heritage Xing 8/28-9/27/18	0573411000	(51.77)
	5637026	AP Stay Alert Security Services, LLC		Security Patrol Svcs - 9/16-9/30/18		(1,848.00)
10/10/2018	5637020	AP BGE		1 Tanyard Springs Ln 8/28-9/27/18	2107650000	(27.14)
	5637022	AP BGE		1 Tanyard Springs LN -8/29-9/28/18	5045461000	(8,578.82)
10/11/2018	5629481	AP Community Management Corp.		1st Delinquency Notice/Friendly Reminder		1,960.00
				2nd/3rd Delinquency Notices		650.00
				ARC Customer Support		10.00
				Copy/Scans Black and White		22.40
				Coupon Book Postage - OPTIMAL		1.84
				Coupon Booklets/Direct Debit		11.00
				Delinquent Account Turnover to Attorney		75.00
				Direct Debit Set-Up or Account Change		10.00
				Envelope (Regular/Window)		10.65
				Laser Checks		15.50
				Manual Processing of Assessment Payments		62.00
				Miscellaneous Supplies		5.50
				New Owner Account Set-Up		1,125.00
				Postage 2nd/3rd Collection Letters		184.08
				Postage First Class - 1oz.		240.10
				Records Storage		49.00
				Temporary Assessment Coupons		2.00
	5629482	AP Atlantic Maintenance Group, LLC		Landscaping		1,490.00
	5629483	AP Commonwealth Digital Office Solutions		office equipment expenses		23.85
	5629484	AP Pet Waste Eliminator		Invoice for Pet Waste Station Bags		320.00
	5629485	AP Sign Central Inc.		Signs and Graphics		720.80

General Ledger Report Tanyard Springs HOA

From October 01, 2018 To October 31, 2018

Date	Batch	Source	Project	Description	Reference	Amount
Liabilities						
2000 - Accounts Payable						
						Balance From Previous Page:
						(18,346.91)
10/11/2018	5645776	AP Tessania Patterson		Over Paid Unit Sold 08/24/2018	389-8125	(194.00)
10/12/2018	5637024	AP Alarm One Integrators, Inc.				(26.49)
10/15/2018	5643637	AP Community Management Corp.		Medical,Dental,Life insur		(550.00)
	5643638	AP Sign Central Inc.		signage "Private Property"		(202.03)
10/16/2018	5645777	AP Daniel Karabaich		Overpaid Unit sold 8/24/18	00356-9425	(178.00)
10/17/2018	5637029	AP BGE		1 Tanyard Springs Ln 8/28-9/27/18	2107650000	27.14
	5637030	AP BGE		6920 Heritage Xing 8/28-9/27/18	0573411000	1,762.73
				6920 Heritage Xing 8/28-9/27/18	0573411000	51.77
	5637031	AP BGE		1 Tanyard Springs LN -8/29-9/28/18	5045461000	8,578.82
	5637032	AP Verizon		410-360-4018	000650993167 81Y	500.45
	5637033	AP Alarm One Integrators, Inc.				26.49
	5637034	AP Premier Waste Outsourcing LLC		Trash & Recycling Services		80.00
	5637035	AP Stay Alert Security Services, LLC		Security Patrol Svcs - 9/16-9/30/18		1,848.00
	5637036	AP Atlantic Maintenance Group, LLC		This invoice splits between 4 GLs		500.00
				This invoice splits between 4 GLs		500.00
				This invoice splits between 4 GLs		2,160.00
				This invoice splits between 4 GLs		2,160.00
	5637037	AP A. Wingate & J. Heiser		overpaid-unit sold 8/15/2018	00354-1964	178.00
10/18/2018	5643639	AP Stay Alert Security Services, LLC		Security Patrol Service		(1,680.00)
10/19/2018	5654658	AP High Sierra Pools		2018 Pool Supplies		(413.00)
	5660251	AP Community Management Corp.-Property		Payroll Reimbursement		(5,061.80)
				Workers Compensation		(376.85)
				Payroll Administration		(423.96)
				Benefits Administration		(40.00)
	5660252	AP Community Management Corp.-Property		Payroll Reimbursement		5,061.80
				Workers Compensation		376.85
				Payroll Administration		423.96
				Benefits Administration		40.00
10/22/2018	5643640	AP Community Management Corp.		Medical,Dental,Life insur		550.00
	5643641	AP Sign Central Inc.		signage "Private Property"		202.03
	5643642	AP Stay Alert Security Services, LLC		Security Patrol Service		1,680.00
	5654657	AP GAM Graphics & Marketing		Envelopes-Welcome Package Custom Env		(1,145.65)
10/23/2018	5645778	AP Tessania Patterson		Over Paid Unit Sold 08/24/2018	389-8125	194.00
	5645779	AP Daniel Karabaich		Overpaid Unit sold 8/24/18	00356-9425	178.00
10/26/2018	5654659	AP GAM Graphics & Marketing		Envelopes-Welcome Package Custom Env		1,145.65
	5654660	AP High Sierra Pools		2018 Pool Supplies		413.00
Total October, 2018:						(5,898.94)
Ending Balance 2000 - Accounts Payable:						0.00

General Ledger Report Tanyard Springs HOA

From October 01, 2018 To October 31, 2018

Date	Batch	Source	Project	Description	Reference	Amount
Liabilities						
2010 - Delinquency Fee Payable						Opening Balance: 75.00
				No Activity this period		0.00
						<u>0.00</u>
					Ending Balance 2010 - Delinquency Fee Payable:	<u><u>75.00</u></u>
2015 - Unclaimed Funds						Opening Balance: (446.75)
				No Activity this period		0.00
						<u>0.00</u>
					Ending Balance 2015 - Unclaimed Funds:	<u><u>(446.75)</u></u>
2025 - Transfer Fee Payable						Opening Balance: (788.69)
10/11/2018	5628284	C3	AR Adjustment - NSF Proc Fee - Mgmt	Adjust Account 00422-6576	AR Adjust Batch	(40.00)
10/17/2018	5636142	C3	AR Adjustment - NSF Proc Fee - Mgmt	Adjust Account 00442-3971	AR Adjust Batch	(40.00)
10/19/2018	5640307	C3	AR Adjustment - NSF Proc Fee - Mgmt	Adjust Account 00416-8375	AR Adjust Batch	(40.00)
10/24/2018	5646942	C3	AR Adjustment - Transfer Fee - Mgmt	Adjust Account 00357-9871	AR Adjust Batch	(58.69)
10/29/2018	5655337	GJ	Standard Journal Entry.	May NSF fee not charged by bank (5)		50.00
	5655338	GJ	Standard Journal Entry.	June NSF fee not charge by bank (4)		40.00
	5655339	GJ	Standard Journal Entry.	August NSF fee not charged by bank (2)		20.00
	5655340	GJ	Standard Journal Entry.	NSF fee not charged by bank (3)		30.00
	5655869	C3	AR Adjustment - NSF Proc Fee - Mgmt	Adjust Account 00415-1997	AR Adjust Batch	(40.00)
					Total October, 2018:	<u><u>(78.69)</u></u>
					Ending Balance 2025 - Transfer Fee Payable:	<u><u>(867.38)</u></u>
2050 - Resident Refunds						Opening Balance: (2,517.61)
10/01/2018	5611975	AP	Cheri Aure	Over-Paid Unit Sold 8/10/2018	345-4116	89.00
	5611976	AP	Steven W & Betsy L Whetstone	Over-Paid Unit Sold 8/13/2018	332-0541	89.00
	5611977	AP	Superior Real Estate Invest.	Over-Paid Unit Sold 12/15/2017	431-1300	262.61
10/05/2018	5637028	AP	A. Wingate & J. Heiser	overpaid-unit sold 8/15/2018	00354-1964	178.00
10/08/2018	5622892	C3	AR Adjustment - Refund	Adjust Account 00391-1594	AR Adjust Batch	(89.00)
	5622908	C3	AR Adjustment - Refund	Adjust Account 00333-7149	AR Adjust Batch	(104.00)
10/11/2018	5645776	AP	Tessania Patterson	Over Paid Unit Sold 08/24/2018	389-8125	194.00
10/16/2018	5645777	AP	Daniel Karabaich	Overpaid Unit sold 8/24/18	00356-9425	178.00
10/31/2018	5681319	RV	Reversing Journal Entry.	Vashti Langham check refund recd not vd	Void & reissue in No	(331.00)
					Total October, 2018:	<u><u>466.61</u></u>
					Ending Balance 2050 - Resident Refunds:	<u><u>(2,051.00)</u></u>
2300 - Accrued Expenses						Opening Balance: (8,805.44)
10/01/2018	5625645	RV	Reversing Journal Entry.	Accrued Expenses	Accrue Sept Expenses	8,805.44

General Ledger Report Tanyard Springs HOA

From October 01, 2018 To October 31, 2018

Date	Batch	Source	Project	Description	Reference	Amount
Liabilities						
2300 - Accrued Expenses						Balance From Previous Page: 0.00
10/31/2018	5680796	RV Reversing Journal Entry.		Accrued Expenses	Accrue Oct Expenses	(21,394.00)
						Total October, 2018: (12,588.56)
						Ending Balance 2300 - Accrued Expenses: (21,394.00)
2400 - Accrued Payroll Payable						Opening Balance: (9,672.94)
10/01/2018	5607874	AP Community Management Corp.-Property		Payroll Reimbursement		5,058.63
				Workers Compensation		376.62
				Payroll Administration		423.69
				Benefits Administration		40.00
	5625645	RV Reversing Journal Entry.		Accrue Payroll thru 9/30/18	Accrue Sept Payroll	3,775.00
10/05/2018	5641167	AP Community Management Corp.-Property		Payroll Reimbursement		4,847.46
				Workers Compensation		360.93
				Payroll Administration		406.04
				Benefits Administration		40.00
10/11/2018	5630410	JE Journal Entry - Imported		Alloc PPE 10/5/18 Pa	Tanyard Springs	(5,654.43)
10/19/2018	5660251	AP Community Management Corp.-Property		Payroll Reimbursement		5,061.80
				Workers Compensation		376.85
				Payroll Administration		423.96
				Benefits Administration		40.00
10/25/2018	5649116	JE Journal Entry - Imported		Alloc PPE 10/19/18 P	Tanyard Springs	(5,902.61)
10/31/2018	5680796	RV Reversing Journal Entry.		Accrue Payroll thru 10/31/18	Accrue Oct Payroll	(5,076.00)
						Total October, 2018: 4,597.94
						Ending Balance 2400 - Accrued Payroll Payable: (5,075.00)
2550 - Prepaid Assessments						Opening Balance: (86,339.29)
10/31/2018	5625653	RC Recurring Journal Entry.		Prepaid Assessments	Adjust A/R	86,339.29
				Prepaid Assessments	Adjust A/R	(80,959.77)
						Total October, 2018: 5,379.52
						Ending Balance 2550 - Prepaid Assessments: (80,959.77)
Owners' Equity						
3000 - Owners Equity - Prior Years						Opening Balance: (80,278.78)
						0.00
						0.00
						Ending Balance 3000 - Owners Equity - Prior Years: (80,278.78)

General Ledger Report Tanyard Springs HOA

From October 01, 2018 To October 31, 2018

Date	Batch	Source	Project	Description	Reference	Amount
<u>Owners' Equity</u>						
3102 - Repair & Replacement Reserves - Opening						Opening Balance: (377,876.99)
No Activity this period						0.00
						0.00
Ending Balance 3102 - Repair & Replacement Reserves - Opening:						(377,876.99)
3116 - Townhome Reserves - Opening						Opening Balance: (213,250.00)
No Activity this period						0.00
						0.00
Ending Balance 3116 - Townhome Reserves - Opening:						(213,250.00)
3276 - Rpr & Replacement Reserves-Contribution						Opening Balance: (221,966.00)
10/31/2018	5625653	RC Recurring Journal Entry.		Repair & Replacement Reserve	Recurring	(9,708.00)
Total October, 2018:						(9,708.00)
Ending Balance 3276 - Rpr & Replacement Reserves-Contribution:						(231,674.00)
3320 - TH Reserves - Contribution						Opening Balance: (241,860.00)
10/31/2018	5625653	RC Recurring Journal Entry.		TH Reserve	Recurring	(8,621.00)
Total October, 2018:						(8,621.00)
Ending Balance 3320 - TH Reserves - Contribution:						(250,481.00)
<u>Income</u>						
4000 - Residential Assessments						Opening Balance: 0.00
10/08/2018	5622891	C3 AR Adjustment - Settlement Charge		Adjust Account 00391-1594	AR Adjust Batch	89.00
	5622893	C3 AR Adjustment - Settlement Charge		Adjust Account 00442-6897	AR Adjust Batch	(89.00)
	5622904	C3 AR Adjustment - Settlement Charge		Adjust Account 00333-7149	AR Adjust Batch	89.00
	5622905	C3 AR Adjustment - Settlement Charge		Adjust Account 00442-6907	AR Adjust Batch	(89.00)
10/10/2018	5626261	C3 AR Adjustment - Settlement Charge		Adjust Account 00374-6251	AR Adjust Batch	89.00
	5626262	C3 AR Adjustment - Settlement Charge		Adjust Account 00442-7650	AR Adjust Batch	(89.00)
Total October, 2018:						0.00
Ending Balance 4000 - Residential Assessments:						0.00
4001 - Residential Assessments						Opening Balance: (766,950.09)
10/01/2018	5603751	C3 Billing Batch		01424 Units, General Assessment	Billing Batch	(109,648.00)
Total October, 2018:						(109,648.00)
Ending Balance 4001 - Residential Assessments:						(876,598.09)

General Ledger Report Tanyard Springs HOA

From October 01, 2018 To October 31, 2018

Date	Batch	Source	Project	Description	Reference	Amount
Income						
4014 - Townhome Assessments						Opening Balance: (105,120.00)
10/01/2018	5603751	C3 Billing Batch		01253 Units, Townhouse Assessment	Billing Batch	(15,036.00)
						Total October, 2018: (15,036.00)
Ending Balance 4014 - Townhome Assessments:						(120,156.00)
4120 - Owner One-Time Assessments						Opening Balance: (16,872.00)
				No Activity this period		0.00
						0.00
Ending Balance 4120 - Owner One-Time Assessments:						(16,872.00)
4220 - Gate & Access Fees						Opening Balance: (570.00)
				No Activity this period		0.00
						0.00
Ending Balance 4220 - Gate & Access Fees:						(570.00)
4245 - Newsletter Advertising						Opening Balance: (100.00)
				No Activity this period		0.00
						0.00
Ending Balance 4245 - Newsletter Advertising:						(100.00)
4250 - Pool Guest Card Fees						Opening Balance: (690.00)
				No Activity this period		0.00
						0.00
Ending Balance 4250 - Pool Guest Card Fees:						(690.00)
4270 - Clubhouse Damage Fees						Opening Balance: (150.00)
				No Activity this period		0.00
						0.00
Ending Balance 4270 - Clubhouse Damage Fees:						(150.00)
4275 - Recreational Assessments - Stonehouse Ru						Opening Balance: (9,548.00)
10/15/2018	5632436	GJ Misc Deposit		Rec Assessments - Oct		(1,364.00)
						Total October, 2018: (1,364.00)
Ending Balance 4275 - Recreational Assessments - Stonehouse Ru:						(10,912.00)

General Ledger Report Tanyard Springs HOA

From October 01, 2018 To October 31, 2018

Date	Batch	Source	Project	Description	Reference	Amount	
Income							
4295 - Garden Plot Income						Opening Balance:	(930.00)
No Activity this period						0.00	
						<u>0.00</u>	
Ending Balance 4295 - Garden Plot Income:						(930.00)	
4400 - Room Rental Fees						Opening Balance:	(13,300.00)
10/01/2018	5604808	GJ Misc Deposit		Clubhouse Rental		(875.00)	
10/31/2018	5681334	GJ Standard Journal Entry.		Room rental ck returned NSF	1799 to 4400	175.00	
				Room rental ck returned NSF	1799 to 4400	175.00	
Total October, 2018:						(525.00)	
Ending Balance 4400 - Room Rental Fees:						(13,825.00)	
4710 - Late Fees & Interest						Opening Balance:	(15,265.00)
10/04/2018	5610969	C3 AR Adjustment - Late Fee		Adjust Account 00391-2001	AR Adjust Batch	30.00	
	5610971	C3 AR Adjustment - Late Fee		Adjust Account 00333-6933	AR Adjust Batch	30.00	
	5610977	C3 AR Adjustment - Late Fee		Adjust Account 00387-5009	AR Adjust Batch	75.00	
	5610978	C3 AR Adjustment - Late Fee		Adjust Account 00395-1347	AR Adjust Batch	75.00	
	5610979	C3 AR Adjustment - Late Fee		Adjust Account 00411-8260	AR Adjust Batch	75.00	
	5610980	C3 AR Adjustment - Late Fee		Adjust Account 00415-5207	AR Adjust Batch	75.00	
	5610981	C3 AR Adjustment - Late Fee		Adjust Account 00384-4920	AR Adjust Batch	75.00	
	5610986	C3 AR Adjustment - Late Fee		Adjust Account 00385-6963	AR Adjust Batch	75.00	
	5611172	C3 AR Adjustment - Late Fee		Adjust Account 00425-0089	AR Adjust Batch	15.00	
10/17/2018	5637871	C3 Late Fee Billing Batch		180 Units, Late Fee	Late Fee Billing	(2,700.00)	
10/22/2018	5641799	C3 AR Adjustment - Late Fee		Adjust Account 00407-4100	AR Adjust Batch	15.00	
	5641802	C3 AR Adjustment - Late Fee		Adjust Account 00349-4257	AR Adjust Batch	15.00	
10/24/2018	5646640	C3 AR Adjustment - Late Fee		Adjust Account 00433-7407	AR Adjust Batch	15.00	
	5646938	C3 AR Adjustment - Late Fee		Adjust Account 00357-9871	AR Adjust Batch	15.00	
10/25/2018	5648096	C3 AR Adjustment - Late Fee		Adjust Account 00391-2001	AR Adjust Batch	15.00	
	5648099	C3 AR Adjustment - Late Fee		Adjust Account 00391-2001	AR Adjust Batch	15.00	
	5648732	C3 AR Adjustment - Late Fee		Adjust Account 00401-3433	AR Adjust Batch	15.00	
10/29/2018	5655404	C3 AR Adjustment - Late Fee		Adjust Account 00421-1730	AR Adjust Batch	15.00	
	5655501	C3 AR Adjustment - Late Fee		Adjust Account 00405-1013	AR Adjust Batch	90.00	
	5656048	C3 AR Adjustment - Late Fee		Adjust Account 00416-3419	AR Adjust Batch	15.00	
Total October, 2018:						(1,950.00)	
Ending Balance 4710 - Late Fees & Interest:						(17,215.00)	
4715 - Attorney Turnove Fee						Opening Balance:	150.00
10/01/2018	5625645	RV Reversing Journal Entry.		Acr Sept CMC admin charges	Accrue Sept Expenses	(75.00)	
	5629476	AP Community Management Corp.		Delinquent Account Turnover to Attorney		75.00	
10/15/2018	5632990	C3 AR Adjustment - Delinq Proc Fee - Mgmt		Adjust Account 00419-4158	AR Adjust Batch	(75.00)	

General Ledger Report Tanyard Springs HOA

From October 01, 2018 To October 31, 2018

Date	Batch	Source	Project	Description	Reference	Amount
Income						
4715 - Attorney Turnove Fee						Balance From Previous Page: 75.00
10/15/2018	5632991	C3	AR Adjustment - Delinq Proc Fee - Mgmt	Adjust Account 00411-2619	AR Adjust Batch	(75.00)
	5632992	C3	AR Adjustment - Delinq Proc Fee - Mgmt	Adjust Account 00373-9569	AR Adjust Batch	(75.00)
	5632993	C3	AR Adjustment - Delinq Proc Fee - Mgmt	Adjust Account 00376-1100	AR Adjust Batch	(75.00)
	5632994	C3	AR Adjustment - Delinq Proc Fee - Mgmt	Adjust Account 00432-2001	AR Adjust Batch	(75.00)
	5632995	C3	AR Adjustment - Delinq Proc Fee - Mgmt	Adjust Account 00343-1692	AR Adjust Batch	(75.00)
	5632996	C3	AR Adjustment - Delinq Proc Fee - Mgmt	Adjust Account 00367-2493	AR Adjust Batch	(75.00)
	5632997	C3	AR Adjustment - Delinq Proc Fee - Mgmt	Adjust Account 00379-4711	AR Adjust Batch	(75.00)
	5632998	C3	AR Adjustment - Delinq Proc Fee - Mgmt	Adjust Account 00391-6832	AR Adjust Batch	(75.00)
	5632999	C3	AR Adjustment - Delinq Proc Fee - Mgmt	Adjust Account 00438-8812	AR Adjust Batch	(75.00)
10/31/2018	5680796	RV	Reversing Journal Entry.	Acr Oct CMC admin charges	Accrue Oct Expenses	750.00
Total October, 2018:						0.00
Ending Balance 4715 - Attorney Turnove Fee:						150.00
4720 - Legal Reimbursements						Opening Balance: (6,265.69)
10/01/2018	5604781	C3	AR Adjustment - Collection Fee	Adjust Account 00413-3216	AR Adjust Batch	(25.37)
	5604782	C3	AR Adjustment - Legal Fee	Adjust Account 00413-3216	AR Adjust Batch	(75.00)
10/29/2018	5655500	C3	AR Adjustment - Legal Fee	Adjust Account 00405-1013	AR Adjust Batch	(228.00)
	5655502	C3	AR Adjustment - Collection Fee	Adjust Account 00405-1013	AR Adjust Batch	(31.24)
Total October, 2018:						(359.61)
Ending Balance 4720 - Legal Reimbursements:						(6,625.30)
4805 - Charges Assessed for Violations						Opening Balance: (850.00)
10/04/2018	5610944	C3	AR Adjustment - Compliance Charge	Adjust Account 00340-5877	AR Adjust Batch	(50.00)
	5610949	C3	AR Adjustment - Compliance Charge	Adjust Account 00331-4609	AR Adjust Batch	(50.00)
10/11/2018	5628105	C3	AR Adjustment - Compliance Charge	Adjust Account 00330-0969	AR Adjust Batch	(50.00)
	5628106	C3	AR Adjustment - Compliance Charge	Adjust Account 00363-8835	AR Adjust Batch	(50.00)
	5628107	C3	AR Adjustment - Compliance Charge	Adjust Account 00373-7859	AR Adjust Batch	(50.00)
	5628109	C3	AR Adjustment - Compliance Charge	Adjust Account 00363-9779	AR Adjust Batch	(50.00)
10/24/2018	5646217	C3	AR Adjustment - Compliance Charge	Adjust Account 00395-1415	AR Adjust Batch	(50.00)
	5646218	C3	AR Adjustment - Compliance Charge	Adjust Account 00433-5344	AR Adjust Batch	(75.00)
10/25/2018	5648090	C3	AR Adjustment - Compliance Charge	Adjust Account 00391-2001	AR Adjust Batch	75.00
Total October, 2018:						(350.00)
Ending Balance 4805 - Charges Assessed for Violations:						(1,200.00)

General Ledger Report Tanyard Springs HOA

From October 01, 2018 To October 31, 2018

Date	Batch	Source	Project	Description	Reference	Amount	
Income							
4830 - Vending Machine Income						Opening Balance:	(455.82)
10/01/2018	5604808	GJ Misc Deposit		Vending Machine		(37.91)	
						<u> </u>	
Total October, 2018:						(37.91)	
Ending Balance 4830 - Vending Machine Income:						(493.73)	
4835 - Miscellaneous Income						Opening Balance:	(5,600.00)
				No Activity this period		0.00	
						<u> </u>	
Ending Balance 4835 - Miscellaneous Income:						0.00	
4900 - Interest Income						Opening Balance:	(7,163.15)
10/31/2018	5625653	RC Recurring Journal Entry.		Interest Earned- PPB MM	Recurring	(19.98)	
				Accrued Interest	Int on Cds	(1,238.09)	
				PPB oper int received	PPB	(78.00)	
				MS Int received - Sept	MS MM Int	(53.95)	
				MS Int received - Oct	MS MM Int	(114.28)	
				Sand Spring BK Quarterly Int rec	Sandy Spring	(127.79)	
	5681334	GJ Standard Journal Entry.		Sept interest rec backwards	Rev entry	(63.87)	
				Record Sept interest on PPB	PPB int	(63.87)	
						<u> </u>	
Total October, 2018:						(1,759.83)	
Ending Balance 4900 - Interest Income:						(8,922.98)	
Expenses							
5015 - Bank Charges						Opening Balance:	73.00
10/29/2018	5655337	GJ Standard Journal Entry.		May NSF fee not charged by bank (5)		(50.00)	
	5655338	GJ Standard Journal Entry.		June NSF fee not charge by bank (4)		(40.00)	
	5655339	GJ Standard Journal Entry.		August NSF fee not charged by bank (2)		(20.00)	
	5655340	GJ Standard Journal Entry.		NSF fee not charged by bank (3)		(30.00)	
						<u> </u>	
Total October, 2018:						(140.00)	
Ending Balance 5015 - Bank Charges:						(67.00)	
5025 - Collection Charges						Opening Balance:	5,275.00
10/01/2018	5625645	RV Reversing Journal Entry.		Acr Sept CMC admin charges	Accrue Sept Expenses	(650.00)	
	5629476	AP Community Management Corp.		2nd/3rd Delinquency Notices		650.00	

General Ledger Report Tanyard Springs HOA

From October 01, 2018 To October 31, 2018

Date	Batch	Source	Project	Description	Reference	Amount
Expenses						
5025 - Collection Charges						
					Balance From Previous Page:	5,275.00
10/31/2018	5680796	RV Reversing Journal Entry.		Acr Oct CMC admin charges	Accrue Oct Expenses	1,375.00
					Total October, 2018:	1,375.00
					Ending Balance 5025 - Collection Charges:	6,650.00
5030 - Coupon Costs						
					Opening Balance:	4,951.00
10/01/2018	5625645	RV Reversing Journal Entry.		Acr Sept CMC admin charges	Accrue Sept Expenses	(1,210.00)
	5629476	AP Community Management Corp.		Coupon Booklets/Direct Debit		11.00
				Direct Debit Set-Up or Account Change		10.00
				Manual Processing of Assessment Payments		62.00
				New Owner Account Set-Up		1,125.00
				Temporary Assessment Coupons		2.00
10/04/2018	5611091	C3 AR Adjustment - Certified Letter Charge		Adjust Account 00359-1846	AR Adjust Batch	(25.00)
	5611092	C3 AR Adjustment - Certified Letter Charge		Adjust Account 00344-6483	AR Adjust Batch	(25.00)
	5611093	C3 AR Adjustment - Certified Letter Charge		Adjust Account 00330-0969	AR Adjust Batch	(25.00)
	5611094	C3 AR Adjustment - Certified Letter Charge		Adjust Account 00400-9395	AR Adjust Batch	(25.00)
	5611095	C3 AR Adjustment - Certified Letter Charge		Adjust Account 00437-5919	AR Adjust Batch	(25.00)
	5611096	C3 AR Adjustment - Certified Letter Charge		Adjust Account 00420-1559	AR Adjust Batch	(25.00)
	5611097	C3 AR Adjustment - Certified Letter Charge		Adjust Account 00389-6091	AR Adjust Batch	(25.00)
	5611098	C3 AR Adjustment - Certified Letter Charge		Adjust Account 00426-8657	AR Adjust Batch	(25.00)
	5611099	C3 AR Adjustment - Certified Letter Charge		Adjust Account 00434-3572	AR Adjust Batch	(25.00)
	5611100	C3 AR Adjustment - Certified Letter Charge		Adjust Account 00334-3337	AR Adjust Batch	(25.00)
	5611101	C3 AR Adjustment - Certified Letter Charge		Adjust Account 00435-4875	AR Adjust Batch	(25.00)
	5611102	C3 AR Adjustment - Certified Letter Charge		Adjust Account 00440-0075	AR Adjust Batch	(25.00)
	5611103	C3 AR Adjustment - Certified Letter Charge		Adjust Account 00376-7256	AR Adjust Batch	(25.00)
	5611104	C3 AR Adjustment - Certified Letter Charge		Adjust Account 00418-7314	AR Adjust Batch	(25.00)
	5611105	C3 AR Adjustment - Certified Letter Charge		Adjust Account 00355-9642	AR Adjust Batch	(25.00)
	5611106	C3 AR Adjustment - Certified Letter Charge		Adjust Account 00416-8375	AR Adjust Batch	(25.00)
	5611107	C3 AR Adjustment - Certified Letter Charge		Adjust Account 00333-6933	AR Adjust Batch	(25.00)
	5611108	C3 AR Adjustment - Certified Letter Charge		Adjust Account 00355-9668	AR Adjust Batch	(25.00)
	5611109	C3 AR Adjustment - Certified Letter Charge		Adjust Account 00391-2001	AR Adjust Batch	(25.00)
	5611110	C3 AR Adjustment - Certified Letter Charge		Adjust Account 00417-8970	AR Adjust Batch	(25.00)
	5611111	C3 AR Adjustment - Certified Letter Charge		Adjust Account 00430-2872	AR Adjust Batch	(25.00)
	5611112	C3 AR Adjustment - Certified Letter Charge		Adjust Account 00387-5009	AR Adjust Batch	(25.00)
	5611113	C3 AR Adjustment - Certified Letter Charge		Adjust Account 00395-1347	AR Adjust Batch	(25.00)
	5611114	C3 AR Adjustment - Certified Letter Charge		Adjust Account 00411-8260	AR Adjust Batch	(25.00)
	5611115	C3 AR Adjustment - Certified Letter Charge		Adjust Account 00415-5207	AR Adjust Batch	(25.00)
	5611116	C3 AR Adjustment - Certified Letter Charge		Adjust Account 00427-2559	AR Adjust Batch	(25.00)
	5611117	C3 AR Adjustment - Certified Letter Charge		Adjust Account 00387-2879	AR Adjust Batch	(25.00)
	5611118	C3 AR Adjustment - Certified Letter Charge		Adjust Account 00343-1582	AR Adjust Batch	(25.00)
	5611119	C3 AR Adjustment - Certified Letter Charge		Adjust Account 00343-4848	AR Adjust Batch	(25.00)
	5611120	C3 AR Adjustment - Certified Letter Charge		Adjust Account 00353-5912	AR Adjust Batch	(25.00)

General Ledger Report Tanyard Springs HOA

From October 01, 2018 To October 31, 2018

Date	Batch	Source	Project	Description	Reference	Amount
Expenses						
5030 - Coupon Costs						Balance From Previous Page: 4,201.00
10/04/2018	5611121	C3 AR Adjustment - Certified Letter Charge		Adjust Account 00355-1857	AR Adjust Batch	(25.00)
	5611122	C3 AR Adjustment - Certified Letter Charge		Adjust Account 00355-1938	AR Adjust Batch	(25.00)
	5611123	C3 AR Adjustment - Certified Letter Charge		Adjust Account 00355-2720	AR Adjust Batch	(25.00)
	5611124	C3 AR Adjustment - Certified Letter Charge		Adjust Account 00355-9529	AR Adjust Batch	(25.00)
	5611125	C3 AR Adjustment - Certified Letter Charge		Adjust Account 00355-9752	AR Adjust Batch	(25.00)
	5611126	C3 AR Adjustment - Certified Letter Charge		Adjust Account 00358-4015	AR Adjust Batch	(25.00)
	5611127	C3 AR Adjustment - Certified Letter Charge		Adjust Account 00375-3529	AR Adjust Batch	(25.00)
	5611128	C3 AR Adjustment - Certified Letter Charge		Adjust Account 00384-4904	AR Adjust Batch	(25.00)
	5611129	C3 AR Adjustment - Certified Letter Charge		Adjust Account 00384-4917	AR Adjust Batch	(25.00)
	5611130	C3 AR Adjustment - Certified Letter Charge		Adjust Account 00389-0741	AR Adjust Batch	(25.00)
	5611131	C3 AR Adjustment - Certified Letter Charge		Adjust Account 00407-6674	AR Adjust Batch	(25.00)
	5611132	C3 AR Adjustment - Certified Letter Charge		Adjust Account 00407-7068	AR Adjust Batch	(25.00)
	5611133	C3 AR Adjustment - Certified Letter Charge		Adjust Account 00411-4002	AR Adjust Batch	(25.00)
	5611134	C3 AR Adjustment - Certified Letter Charge		Adjust Account 00415-1997	AR Adjust Batch	(25.00)
	5611135	C3 AR Adjustment - Certified Letter Charge		Adjust Account 00421-1743	AR Adjust Batch	(25.00)
	5611136	C3 AR Adjustment - Certified Letter Charge		Adjust Account 00423-3938	AR Adjust Batch	(25.00)
	5611137	C3 AR Adjustment - Certified Letter Charge		Adjust Account 00425-0089	AR Adjust Batch	(25.00)
	5611138	C3 AR Adjustment - Certified Letter Charge		Adjust Account 00425-7587	AR Adjust Batch	(25.00)
	5611139	C3 AR Adjustment - Certified Letter Charge		Adjust Account 00427-7800	AR Adjust Batch	(25.00)
	5611140	C3 AR Adjustment - Certified Letter Charge		Adjust Account 00429-2377	AR Adjust Batch	(25.00)
	5611141	C3 AR Adjustment - Certified Letter Charge		Adjust Account 00430-2898	AR Adjust Batch	(25.00)
	5611142	C3 AR Adjustment - Certified Letter Charge		Adjust Account 00430-3923	AR Adjust Batch	(25.00)
	5611143	C3 AR Adjustment - Certified Letter Charge		Adjust Account 00431-1326	AR Adjust Batch	(25.00)
	5611144	C3 AR Adjustment - Certified Letter Charge		Adjust Account 00434-7523	AR Adjust Batch	(25.00)
	5611145	C3 AR Adjustment - Certified Letter Charge		Adjust Account 00384-4920	AR Adjust Batch	(25.00)
10/25/2018	5648366	C3 AR Adjustment - Certified Letter Charge		Adjust Account 00391-2001	AR Adjust Batch	50.00
10/31/2018	5680796	RV Reversing Journal Entry.		Acr Oct CMC admin charges	Accrue Oct Expenses	784.00
Total October, 2018:						(541.00)
Ending Balance 5030 - Coupon Costs:						4,410.00
5035 - Architectural						Opening Balance: 177.70
10/01/2018	5625645	RV Reversing Journal Entry.		Acr Sept CMC admin charges	Accrue Sept Expenses	(10.00)
	5629476	AP Community Management Corp.		ARC Customer Support		10.00
Total October, 2018:						0.00
Ending Balance 5035 - Architectural:						177.70

General Ledger Report Tanyard Springs HOA

From October 01, 2018 To October 31, 2018

Date	Batch	Source	Project	Description	Reference	Amount
Expenses						
5045 - Dues & Subscriptions						Opening Balance: 310.00
				No Activity this period		0.00
						<u>0.00</u>
					Ending Balance 5045 - Dues & Subscriptions:	<u><u>310.00</u></u>
5060 - Minutes/Recording Secretary						Opening Balance: 1,050.00
				No Activity this period		0.00
						<u>0.00</u>
					Ending Balance 5060 - Minutes/Recording Secretary:	<u><u>1,050.00</u></u>
5080 - Annual Meeting Expenses						Opening Balance: 300.00
				No Activity this period		0.00
						<u>0.00</u>
					Ending Balance 5080 - Annual Meeting Expenses:	<u><u>300.00</u></u>
5085 - Office Equipment Expenses						Opening Balance: 585.28
10/01/2018	5629478	AP Commonwealth Digital Office Solutions		office equipment expenses		23.85
						<u>23.85</u>
					Total October, 2018:	<u>23.85</u>
					Ending Balance 5085 - Office Equipment Expenses:	<u><u>609.13</u></u>
5090 - Office Supplies						Opening Balance: 1,419.92
10/22/2018	5654657	AP GAM Graphics & Marketing		Envelopes-Welcome Package Custom Env		1,145.65
						<u>1,145.65</u>
					Total October, 2018:	<u>1,145.65</u>
					Ending Balance 5090 - Office Supplies:	<u><u>2,565.57</u></u>
5195 - Other Administrative Services						Opening Balance: 12,452.26
10/01/2018	5625645	RV Reversing Journal Entry.		Acr Sept CMC admin charges	Accrue Sept Expenses	(1,960.00)
	5629476	AP Community Management Corp.		1st Delinquency Notice/Friendly Reminder		1,960.00
10/31/2018	5680796	RV Reversing Journal Entry.		Acr Oct CMC admin charges	Accrue Oct Expenses	1,680.00
						<u>1,680.00</u>
					Total October, 2018:	<u>1,680.00</u>
					Ending Balance 5195 - Other Administrative Services:	<u><u>14,132.26</u></u>
5205 - Social Committee						Opening Balance: 5,273.30
10/31/2018	5681334	GJ Standard Journal Entry.		Correct Bank Card pmt ent 603.34-593.38	Corr SR entry	(9.96)
				Reverse 3/31 JE to record Bank Card Pmt	Rec in April in SR	(1,310.11)

General Ledger Report Tanyard Springs HOA

From October 01, 2018 To October 31, 2018

Date	Batch	Source	Project	Description	Reference	Amount
Expenses						
5205 - Social Committee						Balance From Previous Page: 3,953.23
10/31/2018	5681334	GJ Standard Journal Entry.		Correct CC payment entered wrong	YTD adj	(9.70)
Total October, 2018:						(1,329.77)
Ending Balance 5205 - Social Committee:						3,943.53
5210 - Printing & Copying						Opening Balance: 3,296.69
10/01/2018	5609754	AP Commonwealth Digital Office Solutions		office equipment expenses		209.35
	5625645	RV Reversing Journal Entry.		Acr Sept CMC admin charges	Accrue Sept Expenses	(22.46)
	5629476	AP Community Management Corp.		Copy/Scans Black and White		22.40
10/31/2018	5680796	RV Reversing Journal Entry.		Acr Oct CMC admin charges	Accrue Oct Expenses	225.00
Total October, 2018:						434.29
Ending Balance 5210 - Printing & Copying:						3,730.98
5215 - Postage						Opening Balance: 4,609.18
10/01/2018	5625645	RV Reversing Journal Entry.		Acr Sept CMC admin charges	Accrue Sept Expenses	(425.92)
	5629476	AP Community Management Corp.		Coupon Book Postage - OPTIMAL		1.84
				Postage 2nd/3rd Collection Letters		184.08
				Postage First Class - 1oz.		240.10
10/31/2018	5680796	RV Reversing Journal Entry.		Acr Oct CMC admin charges	Accrue Oct Expenses	502.51
Total October, 2018:						502.61
Ending Balance 5215 - Postage:						5,111.79
5445 - General Liability Insurance Premiums						Opening Balance: 14,839.00
10/31/2018	5625653	RC Recurring Journal Entry.		Monthly Insurance Expenses	Recurring	1,573.00
Total October, 2018:						1,573.00
Ending Balance 5445 - General Liability Insurance Premiums:						16,412.00
6035 - Trash and Recycling Service						Opening Balance: 560.00
10/05/2018	5637025	AP Premier Waste Outsourcing LLC		Trash & Recycling Services		80.00
Total October, 2018:						80.00
Ending Balance 6035 - Trash and Recycling Service:						640.00

General Ledger Report Tanyard Springs HOA

From October 01, 2018 To October 31, 2018

Date	Batch	Source	Project	Description	Reference	Amount	
Expenses							
6040 - Bundled Telecom Services						Opening Balance:	3,468.06
10/05/2018	5637023	AP Verizon		410-360-4018	000650993167 81Y	500.45	
Total October, 2018:						500.45	
Ending Balance 6040 - Bundled Telecom Services:						3,968.51	
6050 - Telephone Service						Opening Balance:	75.00
				No Activity this period		0.00	
						0.00	
Ending Balance 6050 - Telephone Service:						75.00	
6060 - Electricity - Street Lights						Opening Balance:	60,776.83
10/01/2018	5625645	RV Reversing Journal Entry.		Electric est thru 9/30/18	Accrue Sept Expenses	(9,150.72)	
10/10/2018	5637022	AP BGE		1 Tanyard Springs LN -8/29-9/28/18	5045461000	8,578.82	
10/31/2018	5680796	RV Reversing Journal Entry.		St Lt Electric est thru 10/31/18	Accrue Oct Expenses	9,132.42	
Total October, 2018:						8,560.52	
Ending Balance 6060 - Electricity - Street Lights:						69,337.35	
6065 - Electricity - Clock Tower						Opening Balance:	194.24
10/01/2018	5625645	RV Reversing Journal Entry.		Electric est thru 9/30/18	Accrue Sept Expenses	(29.37)	
10/10/2018	5637020	AP BGE		1 Tanyard Springs Ln 8/28-9/27/18	2107650000	27.14	
10/31/2018	5680796	RV Reversing Journal Entry.		CT Electric est thru 10/31/18	Accrue Oct Expenses	29.92	
Total October, 2018:						27.69	
Ending Balance 6065 - Electricity - Clock Tower:						221.93	
6100 - Grounds & Landscaping - Contract						Opening Balance:	99,312.50
10/01/2018	5625645	RV Reversing Journal Entry.		Sept PPD Oct landscaping contract	Accrue Sept Expenses	14,187.50	
Total October, 2018:						14,187.50	
Ending Balance 6100 - Grounds & Landscaping - Contract:						113,500.00	
6130 - Chemical/Fertilizations Tree/Shrub						Opening Balance:	1,170.00
				No Activity this period		0.00	
						0.00	
Ending Balance 6130 - Chemical/Fertilizations Tree/Shrub:						1,170.00	

General Ledger Report Tanyard Springs HOA

From October 01, 2018 To October 31, 2018

Date	Batch	Source	Project	Description	Reference	Amount	
Expenses							
6150 - Seasonal Color/Plantings						Opening Balance:	7,182.50
				No Activity this period		0.00	
						<u>0.00</u>	
					Ending Balance 6150 - Seasonal Color/Plantings:	7,182.50	
6160 - Tree Maintenance						Opening Balance:	4,152.00
				No Activity this period		0.00	
						<u>0.00</u>	
					Ending Balance 6160 - Tree Maintenance:	4,152.00	
6165 - Tree Removal						Opening Balance:	10,342.00
10/01/2018	5629477	AP Atlantic Maintenance Group, LLC		Landscaping		1,490.00	
					Total October, 2018:	1,490.00	
					Ending Balance 6165 - Tree Removal:	11,832.00	
6200 - Irrigation Repair & Maintenance						Opening Balance:	2,382.00
				No Activity this period		0.00	
						<u>0.00</u>	
					Ending Balance 6200 - Irrigation Repair & Maintenance:	2,382.00	
6299 - Irrigation System Water						Opening Balance:	234.36
10/31/2018	5680800	RV Reversing Journal Entry.		10/22 AArndl CoMD Util/ Pymnt		6.89	
					Total October, 2018:	6.89	
					Ending Balance 6299 - Irrigation System Water:	241.25	
6430 - Community Center Janitorial Services						Opening Balance:	10,977.20
10/01/2018	5609753	AP Atlantic Maintenance Group, LLC		This invoice splits between 4 GLs		1,830.00	
	5625645	RV Reversing Journal Entry.		Oct pd Sept janitorial svcs	Accrue Sept Expenses	(1,830.00)	
10/03/2018	5637027	AP Atlantic Maintenance Group, LLC		This invoice splits between 4 GLs		2,160.00	
					Total October, 2018:	2,160.00	
					Ending Balance 6430 - Community Center Janitorial Services:	13,137.20	

General Ledger Report Tanyard Springs HOA

From October 01, 2018 To October 31, 2018

Date	Batch	Source	Project	Description	Reference	Amount	
Expenses							
6436 - Plumbing Services							
						Opening Balance:	918.00
No Activity this period						0.00	
						<u>0.00</u>	
Ending Balance 6436 - Plumbing Services:						<u><u>918.00</u></u>	
6438 - Pool Management							
						Opening Balance:	69,500.00
No Activity this period						0.00	
						<u>0.00</u>	
Ending Balance 6438 - Pool Management:						<u><u>69,500.00</u></u>	
6440 - Safety & Security							
						Opening Balance:	7,056.00
10/01/2018	5609757	AP Stay Alert Security Services, LLC		PATROL		1,848.00	
10/09/2018	5637026	AP Stay Alert Security Services, LLC		Security Patrol Svcs - 9/16-9/30/18		1,848.00	
10/18/2018	5643639	AP Stay Alert Security Services, LLC		Security Patrol Service		1,680.00	
						<u>5,376.00</u>	
Total October, 2018:						5,376.00	
Ending Balance 6440 - Safety & Security:						<u><u>12,432.00</u></u>	
6442 - Snow Removal-Clubhouse							
						Opening Balance:	1,622.00
No Activity this period						0.00	
						<u>0.00</u>	
Ending Balance 6442 - Snow Removal-Clubhouse:						<u><u>1,622.00</u></u>	
6445 - Pet Waste Services							
						Opening Balance:	9,820.83
10/01/2018	5609753	AP Atlantic Maintenance Group, LLC		This invoice splits between 4 GLs		1,830.00	
	5609756	AP Pet Waste Eliminator		500 LINERS		119.90	
	5625645	RV Reversing Journal Entry.		Oct pd Sept pet waste svcs	Accrue Sept Expenses	(1,830.00)	
	5629479	AP Pet Waste Eliminator		Invoice for Pet Waste Station Bags		320.00	
10/03/2018	5637027	AP Atlantic Maintenance Group, LLC		This invoice splits between 4 GLs		2,160.00	
						<u>2,599.90</u>	
Total October, 2018:						2,599.90	
Ending Balance 6445 - Pet Waste Services:						<u><u>12,420.73</u></u>	
6495 - Snow Removal-HOA Common Area							
						Opening Balance:	14,600.50
No Activity this period						0.00	
						<u>0.00</u>	
Ending Balance 6495 - Snow Removal-HOA Common Area:						<u><u>14,600.50</u></u>	

General Ledger Report Tanyard Springs HOA

From October 01, 2018 To October 31, 2018

Date	Batch	Source	Project	Description	Reference	Amount
Expenses						
6525 - Clubhouse Repair & Maintenance						Opening Balance: 11,357.19
10/01/2018	5609753	AP Atlantic Maintenance Group, LLC		This invoice splits between 4 GLs		1,500.00
	5625645	RV Reversing Journal Entry.		Oct pd Sept clbhse repair & maint	Accrue Sept Expenses	(1,500.00)
10/03/2018	5637027	AP Atlantic Maintenance Group, LLC		This invoice splits between 4 GLs		500.00
Total October, 2018:						500.00
Ending Balance 6525 - Clubhouse Repair & Maintenance:						11,857.19
6570 - Fitness Equipment Repair & Maintenance						Opening Balance: 245.00
				No Activity this period		0.00
Total October, 2018:						0.00
Ending Balance 6570 - Fitness Equipment Repair & Maintenance:						245.00
6600 - General Repair & Maintenance						Opening Balance: 11,717.19
10/01/2018	5609753	AP Atlantic Maintenance Group, LLC		This invoice splits between 4 GLs		1,000.00
	5625645	RV Reversing Journal Entry.		Oct pd Sept gen repair & maint	Accrue Sept Expenses	(1,000.00)
10/31/2018	5680784	GJ Standard Journal Entry.		This invoice splits between 4 GLs		500.00
Total October, 2018:						500.00
Ending Balance 6600 - General Repair & Maintenance:						12,217.19
6610 - General Maintenance Supplies & Equipment						Opening Balance: 763.31
10/03/2018	5637027	AP Atlantic Maintenance Group, LLC		This invoice splits between 4 GLs		500.00
10/31/2018	5680784	GJ Standard Journal Entry.		This invoice splits between 4 GLs		(500.00)
Total October, 2018:						0.00
Ending Balance 6610 - General Maintenance Supplies & Equipment:						763.31
6700 - Pool Supplies/Repair & Maintenance						Opening Balance: 1,143.70
				No Activity this period		0.00
Total October, 2018:						0.00
Ending Balance 6700 - Pool Supplies/Repair & Maintenance:						1,143.70
6710 - Pool Supplies						Opening Balance: 310.16
10/19/2018	5654658	AP High Sierra Pools		2018 Pool Supplies		413.00
Total October, 2018:						413.00
Ending Balance 6710 - Pool Supplies:						723.16

General Ledger Report Tanyard Springs HOA

From October 01, 2018 To October 31, 2018

Date	Batch	Source	Project	Description	Reference	Amount
Expenses						
6745 - Signage Repair & Maintenance						Opening Balance: 397.23
10/01/2018	5629480	AP Sign Central Inc.		Signs and Graphics		720.80
10/15/2018	5643638	AP Sign Central Inc.		signage "Private Property"		202.03
Total October, 2018:						922.83
Ending Balance 6745 - Signage Repair & Maintenance:						1,320.06
7000 - Audit & Tax Services						Opening Balance: 160.00
				No Activity this period		0.00
						0.00
Ending Balance 7000 - Audit & Tax Services:						160.00
7015 - Management Reimbursements						Opening Balance: 739.90
10/01/2018	5625645	RV Reversing Journal Entry.		Acr Sept CMC admin charges	Accrue Sept Expenses	(80.65)
	5629476	AP Community Management Corp.		Envelope (Regular/Window)		10.65
				Laser Checks		15.50
				Miscellaneous Supplies		5.50
				Records Storage		49.00
10/31/2018	5680796	RV Reversing Journal Entry.		Acr Oct CMC admin charges	Accrue Oct Expenses	89.30
Total October, 2018:						89.30
Ending Balance 7015 - Management Reimbursements:						829.20
7025 - Legal Services - Collections						Opening Balance: 16,351.22
10/01/2018	5609755	AP Whiteford, Taylor & Preston, L.L.P.		This invoice splits between two GLs		3,416.60
Total October, 2018:						3,416.60
Ending Balance 7025 - Legal Services - Collections:						19,767.82
7030 - Legal Services - General Counsel						Opening Balance: 12,459.11
10/01/2018	5609755	AP Whiteford, Taylor & Preston, L.L.P.		General Matters (08/31/2018)		2,098.00
Total October, 2018:						2,098.00
Ending Balance 7030 - Legal Services - General Counsel:						14,557.11
7040 - Management Fees						Opening Balance: 76,944.00
10/01/2018	5605560	AP Community Management Corp.		Management fee For October 2018		11,392.00
Total October, 2018:						11,392.00
Ending Balance 7040 - Management Fees:						88,336.00

General Ledger Report Tanyard Springs HOA

From October 01, 2018 To October 31, 2018

Date	Batch	Source	Project	Description	Reference	Amount
Expenses						
9000 - Federal Income Tax						Opening Balance: 200.00
				No Activity this period		0.00
						0.00
					Ending Balance 9000 - Federal Income Tax:	200.00
9005 - State Income Tax						Opening Balance: 100.00
				No Activity this period		0.00
						0.00
					Ending Balance 9005 - State Income Tax:	100.00
9010 - Storm Water Property Tax						Opening Balance: 17,345.23
				No Activity this period		0.00
						0.00
					Ending Balance 9010 - Storm Water Property Tax:	17,345.23
9800 - Repair & Replacement Expenses						Opening Balance: 67,953.00
10/31/2018	5625653	RC Recurring Journal Entry.		Repair & Replacement Reserve	Recurring	9,708.00
					Total October, 2018:	9,708.00
					Ending Balance 9800 - Repair & Replacement Expenses:	77,661.00
9836 - TH Reserves Expense						Opening Balance: 60,348.00
10/31/2018	5625653	RC Recurring Journal Entry.		TH Reserve	Recurring	8,621.00
					Total October, 2018:	8,621.00
					Ending Balance 9836 - TH Reserves Expense:	68,969.00
9908 - Misc Expenses						Opening Balance: 179.94
				No Activity this period		0.00
						0.00
					Ending Balance 9908 - Misc Expenses:	179.94
9914 - Community Center Access System						Opening Balance: 151.00
				No Activity this period		0.00
						0.00
					Ending Balance 9914 - Community Center Access System:	151.00

General Ledger Report Tanyard Springs HOA

From October 01, 2018 To October 31, 2018

Date	Batch	Source	Project	Description	Reference	Amount	
Expenses							
9916 - Community Center Cleaning Supplies						Opening Balance:	453.50
				No Activity this period		0.00	
						<u>0.00</u>	
					Ending Balance 9916 - Community Center Cleaning Supplies:	453.50	
9918 - Community Center Electric						Opening Balance:	15,634.52
10/01/2018	5625645	RV Reversing Journal Entry.		Comm Ctr Electric est thru 9/30/18	Accrue Sept Expenses	(3,163.71)	
10/09/2018	5637021	AP BGE		6920 Heritage Xing 8/28-9/27/18	0573411000	1,762.73	
10/31/2018	5680796	RV Reversing Journal Entry.		Comm Ctr Electric est thru 10/31/18	Accrue Oct Expenses	1,933.24	
					Total October, 2018:	532.26	
					Ending Balance 9918 - Community Center Electric:	16,166.78	
9926 - Community Center Gas						Opening Balance:	623.64
10/01/2018	5625645	RV Reversing Journal Entry.		Comm Ctr Gas est thru 9/30/18	Accrue Sept Expenses	(55.11)	
10/09/2018	5637021	AP BGE		6920 Heritage Xing 8/28-9/27/18	0573411000	51.77	
10/31/2018	5680796	RV Reversing Journal Entry.		Comm Ctr Gas est thru 10/31/18	Accrue Oct Expenses	56.78	
					Total October, 2018:	53.44	
					Ending Balance 9926 - Community Center Gas:	677.08	
9930 - Community Center Patrol/Alarm						Opening Balance:	1,222.11
10/12/2018	5637024	AP Alarm One Integrators, Inc.				26.49	
10/31/2018	5680796	RV Reversing Journal Entry.		Nov pd Oct Comm Ctr alarm svcs	Accrue Oct Expenses	4,835.83	
					Total October, 2018:	4,862.32	
					Ending Balance 9930 - Community Center Patrol/Alarm:	6,084.43	
9940 - Community Center Staff/Taxes/Benefits						Opening Balance:	86,454.83
10/01/2018	5625645	RV Reversing Journal Entry.		Accrue Payroll thru 9/30/18	Accrue Sept Payroll	(3,775.00)	
10/11/2018	5630410	JE Journal Entry - Imported		Alloc PPE 10/5/18 Pa	Tanyard Springs	5,654.43	
10/15/2018	5643637	AP Community Management Corp.		Medical,Dental,Life insur		550.00	
10/25/2018	5649116	JE Journal Entry - Imported		Alloc PPE 10/19/18 P	Tanyard Springs	5,902.61	
10/31/2018	5680796	RV Reversing Journal Entry.		Accrue Payroll thru 10/31/18	Accrue Oct Payroll	5,076.00	
					Total October, 2018:	13,408.04	
					Ending Balance 9940 - Community Center Staff/Taxes/Benefits:	99,862.87	
					General Ledger Balance:	0.00	

Bank Reconciliation Tanyard Springs HOA

Account: 1013 -- PPB Operating 1405 -- Operating

Batch	Date	Comment	Reference	Amount	Balance
				Balance per Bank:	455,676.00
Plus deposits and outstanding debits:					
5656839	10/29/2018	ATGPay Online Payment	ACH Payment	104.00	
5656999	10/30/2018	ATGPay Online Payment	ACH Payment	133.00	
5658359	10/31/2018	ATGPay Online Payment	Credit Card Payment	322.00	
5658948	10/31/2018	ATGPay Online Payment	ACH Payment	300.00	
5658966	10/31/2018	ATGPay Online Payment	Credit Card Payment	89.00	
5659045	10/31/2018	001 Items on Deposit Slip	Cash Receipts	77.00	
5659301	10/31/2018	ATGPay Online Payment	Credit Card Payment	92.00	
5660805	10/31/2018	ATGPay Online Payment	ACH Payment	89.00	
5660823	10/31/2018	ATGPay Online Payment	ACH Payment	115.00	
5660842	10/31/2018	ATGPay Online Payment	ACH Payment	104.00	
Total deposits and outstanding debits:				1,425.00	457,101.00
Less outstanding checks:					
5442912	06/26/2018	Anne Arundel County (Billing)	Check No 01001396	(24.38)	
5516329	08/07/2018	Reverse JE to w/o chk 9/15 1000809	Rhodes-voided in Aug	(177.00)	
Total outstanding checks:				(201.38)	456,899.62
				Ending balance General Ledger:	456,899.62
				Difference:	0.00





PACIFIC PREMIER BANK

12001 North Central Expressway
Suite 1165
Dallas, Texas 75243

**TANYARD SPRINGS HOMEOWNERS ASSOC
COMMUNITY MANAGEMENT CORPORATION VA
PO BOX 10821
CHANTILLY VA 20153-0821**

Page 1 of 7
Branch 010
Account Number: 1171001405
Date 10/31/18

EM

Acct 1171001405

Summary of Activity Since Your Last Statement

Beginning Balance	10/01/18	229,583.59
Deposits / Misc Credits	84	125,808.29
Withdrawals / Misc Debits	45	111,704.83
** Ending Balance	10/31/18	243,687.05**
Service Charge		.00

Daily Transactions

Date	Activity Description	Deposits	Withdrawals	Balance
10/01	ATGPay Online Pa/TRANSFER ATGPay Online P X	307.00		229,890.59
10/01	HOA LOCKBOX DEPOSIT	10,020.00		239,910.59
10/01	REMOTE CAPTURE DEPOSIT	176.00		240,086.59
10/01	REMOTE CAPTURE DEPOSIT	912.91		240,999.50
10/01	Tanyard Springs/VendorPymt Offset Record 1171001405 TanyardSpringsHOA		14,187.50	226,812.00
10/02	ATGPay Online Pa/TRANSFER ATGPay Online P X	89.00		226,901.00
10/02	ATGPay Online Pa/TRANSFER ATGPay Online P X	478.00		227,379.00
10/02	HOA LOCKBOX DEPOSIT	4,072.00		231,451.00
10/02	REMOTE CAPTURE DEPOSIT	349.00		231,800.00
10/02	Tanyard Springs/VendorPymt Offset Record 1171001405 TanyardSpringsHOA		58.69	231,741.31
10/03	ATGPay Online Pa/TRANSFER ATGPay Online P X	1,165.00		232,906.31
10/03	ATGPay Online Pa/TRANSFER ATGPay Online P X	1,200.00		234,106.31
10/03	TANYARDSPRNGSHOA/PAYMENTS 0000000000 TANYARDSPRNGSHOA	21,373.00		255,479.31
10/03	HOA LOCKBOX DEPOSIT	1,381.00		256,860.31
10/03	REMOTE CAPTURE DEPOSIT	243.00		257,103.31





PACIFIC PREMIER BANK

12001 North Central Expressway
Suite 1165
Dallas, Texas 75243

**TANYARD SPRINGS HOMEOWNERS ASSOC
COMMUNITY MANAGEMENT CORPORATION VA
PO BOX 10821
CHANTILLY VA 20153-0821**

Page 2 of 7

Account Number: 1171001405
Date 10/31/18

Daily Transactions

Date	Activity Description	Deposits	Withdrawals	Balance
10/03	CHARGE BACK		175.00	256,928.31
10/03	Trnsfr to Checking Acct Ending in 1405		6,928.31	250,000.00
10/04	ATGPay Online Pa/TRANSFER ATGPay Online P X	549.00		250,549.00
10/04	ATGPay Online Pa/TRANSFER ATGPay Online P X	624.00		251,173.00
10/04	HOA LOCKBOX DEPOSIT	3,202.00		254,375.00
10/04	REMOTE CAPTURE DEPOSIT	87.00		254,462.00
10/04	AVIDPAY SERVICE/AVIDPAY REF*CK*1001450*Pet Waste Eliminator\225 4517		119.90	254,342.10
10/04	CK1001450 Tanyard Springs HOA AVIDPAY SERVICE/AVIDPAY REF*CK*1001448*Commonwealth Digital Off ce Solutions\22584516		209.35	254,132.75
10/04	CK1001448 Tanyard Springs HOA AVIDPAY SERVICE/AVIDPAY REF*CK*1001451*Stay Alert Security Serv ces LLC\22584550		1,848.00	252,284.75
10/04	CK1001451 Tanyard Springs HOA AVIDPAY SERVICE/AVIDPAY REF*CK*1001449*Whiteford Taylor Presto LLP\22584548		5,514.60	246,770.15
10/04	CK1001449 Tanyard Springs HOA Tanyard Springs/VendorPymt Offset Record 1171001405 TanyardSpringsHOA		11,392.00	235,378.15
10/05	ATGPay Online Pa/TRANSFER ATGPay Online P X	367.00		235,745.15
10/05	ATGPay Online Pa/TRANSFER ATGPay Online P X	1,091.00		236,836.15
10/05	HOA LOCKBOX DEPOSIT	2,911.50		239,747.65
10/05	AVIDPAY SERVICE/AVIDPAY REF*CK*1001452*Cheri Aure\22629699 CK1001452 Tanyard Springs HOA		89.00	239,658.65
10/05	AVIDPAY SERVICE/AVIDPAY REF*CK*1001453*Steven W Betsy L Whetst ne\22629603 CK1001453 Tanyard Springs HOA		89.00	239,569.65
10/05	AVIDPAY SERVICE/AVIDPAY		262.61	239,307.04





PACIFIC PREMIER BANK

12001 North Central Expressway
Suite 1165
Dallas, Texas 75243

**TANYARD SPRINGS HOMEOWNERS ASSOC
COMMUNITY MANAGEMENT CORPORATION VA
PO BOX 10821
CHANTILLY VA 20153-0821**

Page 3 of 7

Account Number: 1171001405
Date 10/31/18

Daily Transactions

Date	Activity Description	Deposits	Withdrawals	Balance
	REF*CK*1001454*Superior Real Estate Inv st\22629493			
10/05	CK1001454 Tanyard Springs HOA Tanyard Springs/VendorPymt Offset Record		6,160.00	233,147.04
10/09	1171001405 TanyardSpringsHOA ATGPay Online Pa/TRANSFER ATGPay Online P X	562.00		233,709.04
10/09	ATGPay Online Pa/TRANSFER ATGPay Online P X	17,103.70		250,812.74
10/09	HOA LOCKBOX DEPOSIT	2,518.00		253,330.74
10/09	REMOTE CAPTURE DEPOSIT	371.00		253,701.74
10/09	Trnsfr to Checking Acct Ending in 1405		2,144.03	251,557.71
10/09	BANKCARD/PAYMENT		1,557.71	250,000.00
10/10	ATGPay Online Pa/TRANSFER ATGPay Online P X	732.00		250,732.00
10/10	ATGPay Online Pa/TRANSFER ATGPay Online P X	7,742.00		258,474.00
10/10	HOA LOCKBOX DEPOSIT	2,671.00		261,145.00
10/10	REMOTE CAPTURE DEPOSIT	261.00		261,406.00
10/10	Trnsfr to Checking Acct Ending in 1405		11,406.00	250,000.00
10/11	ATGPay Online Pa/TRANSFER ATGPay Online P X	386.00		250,386.00
10/11	ATGPay Online Pa/TRANSFER ATGPay Online P X	1,299.00		251,685.00
10/11	HOA LOCKBOX DEPOSIT	1,227.00		252,912.00
10/11	REMOTE CAPTURE DEPOSIT	319.00		253,231.00
10/11	Trnsfr to Checking Acct Ending in 1405		3,231.00	250,000.00
10/12	ATGPay Online Pa/TRANSFER ATGPay Online P X	330.00		250,330.00
10/12	HOA LOCKBOX DEPOSIT	2,492.00		252,822.00
10/12	AVIDPAY SERVICE/AVIDPAY REF*CK*1001455*Commonwealth Digital Off ce Solutions\22851946		23.85	252,798.15
10/12	CK1001455 Tanyard Springs HOA AVIDPAY SERVICE/AVIDPAY REF*CK*1001456*Pet Waste Eliminator\228 1944		320.00	252,478.15
10/12	CK1001456 Tanyard Springs HOA AVIDPAY SERVICE/AVIDPAY		720.80	251,757.35





PACIFIC PREMIER BANK

12001 North Central Expressway
Suite 1165
Dallas, Texas 75243

**TANYARD SPRINGS HOMEOWNERS ASSOC
COMMUNITY MANAGEMENT CORPORATION VA
PO BOX 10821
CHANTILLY VA 20153-0821**

Page 4 of 7

Account Number: 1171001405
Date 10/31/18

Daily Transactions

Date	Activity Description	Deposits	Withdrawals	Balance
	REF*CK*1001457*Sign Central Inc\2285207			
	CK1001457 Tanyard Springs HOA			
10/12	CMC PAYROLL/CMC PAYROL 954 TANYARD SPRINGS		5,654.43	246,102.92
10/15	ATGPay Online Pa/TRANSFER ATGPay Online P X	134.00		246,236.92
10/15	ATGPay Online Pa/TRANSFER ATGPay Online P X	1,739.00		247,975.92
10/15	HOA LOCKBOX DEPOSIT	3,033.00		251,008.92
10/15	REMOTE CAPTURE DEPOSIT	307.00		251,315.92
10/15	REMOTE CAPTURE DEPOSIT	1,364.00		252,679.92
10/15	Trnsfr to Checking Acct Ending in 1405		2,679.92	250,000.00
10/16	ATGPay Online Pa/TRANSFER ATGPay Online P X	763.00		250,763.00
10/16	ATGPay Online Pa/TRANSFER ATGPay Online P X	876.00		251,639.00
10/16	HOA LOCKBOX DEPOSIT	1,070.00		252,709.00
10/16	REMOTE CAPTURE DEPOSIT	2,517.60		255,226.60
10/16	Tanyard Springs/VendorPymt Offset Record		1,490.00	253,736.60
10/16	1171001405 TanyardSpringsHOA Tanyard Springs/VendorPymt Offset Record		4,434.07	249,302.53
10/17	1171001405 TanyardSpringsHOA ATGPay Online Pa/TRANSFER ATGPay Online P X	778.00		250,080.53
10/17	ATGPay Online Pa/TRANSFER ATGPay Online P X	1,036.00		251,116.53
10/17	HOA LOCKBOX DEPOSIT	354.00		251,470.53
10/17	REMOTE CAPTURE DEPOSIT	89.00		251,559.53
10/17	REMOTE CAPTURE DEPOSIT	178.00		251,737.53
10/17	Trnsfr to Checking Acct Ending in 1405		1,737.53	250,000.00
10/18	ATGPay Online Pa/TRANSFER ATGPay Online P X	586.00		250,586.00
10/18	ATGPay Online Pa/TRANSFER ATGPay Online P X	719.39		251,305.39
10/18	HOA LOCKBOX DEPOSIT	177.00		251,482.39
10/18	AVIDPAY SERVICE/AVIDPAY REF*CK*1001459*Alarm One Integrators In \23009776		26.49	251,455.90





PACIFIC PREMIER BANK

12001 North Central Expressway
Suite 1165
Dallas, Texas 75243

**TANYARD SPRINGS HOMEOWNERS ASSOC
COMMUNITY MANAGEMENT CORPORATION VA
PO BOX 10821
CHANTILLY VA 20153-0821**

Page 5 of 7

Account Number: 1171001405
Date 10/31/18

Daily Transactions

Date	Activity Description	Deposits	Withdrawals	Balance
10/18	CK1001459 Tanyard Springs HOA AVIDPAY SERVICE/AVIDPAY REF*CK*1001460*Premier Waste Outsourcin LLC\23009725		80.00	251,375.90
10/18	CK1001460 Tanyard Springs HOA AVIDPAY SERVICE/AVIDPAY REF*CK*1001462*A Wingate J Heiser\2302 161		178.00	251,197.90
10/18	CK1001462 Tanyard Springs HOA AVIDPAY SERVICE/AVIDPAY REF*CK*1001458*Verizon\23009724		500.45	250,697.45
10/18	CK1001458 Tanyard Springs HOA AVIDPAY SERVICE/AVIDPAY REF*CK*1001461*Stay Alert Security Serv ces LLC\23009778		1,848.00	248,849.45
10/19	CK1001461 Tanyard Springs HOA ATGPay Online Pa/TRANSFER ATGPay Online P X	130.00		248,979.45
10/19	ATGPay Online Pa/TRANSFER ATGPay Online P X	381.00		249,360.45
10/19	HOA LOCKBOX DEPOSIT	1,265.50		250,625.95
10/19	Trnsfr to Checking Acct Ending in 1405		625.95	250,000.00
10/22	ATGPay Online Pa/TRANSFER ATGPay Online P X	230.00		250,230.00
10/22	ATGPay Online Pa/TRANSFER ATGPay Online P X	367.00		250,597.00
10/22	HOA LOCKBOX DEPOSIT	829.00		251,426.00
10/22	REMOTE CAPTURE DEPOSIT	825.00		252,251.00
10/22	AArndl CoMD UtCF/Payment 0-21149298 Tanyard Springs HOA		.89	252,250.11
10/22	AArndl CoMD Util/UtilPmt 0-21149298 Tanyard Springs HOA		6.00	252,244.11
10/22	BGE/PAYMENT 2107650000 Tanyard Springs HOA		27.14	252,216.97
10/22	BGE/PAYMENT 0573411000 Tanyard Springs HOA		1,814.50	250,402.47
10/22	Tanyard Springs/VendorPymt Offset Record 1171001405 TanyardSpringsHOA		5,320.00	245,082.47
10/22	BGE/PAYMENT		8,578.82	236,503.65



PACIFIC PREMIER BANK

12001 North Central Expressway
Suite 1165
Dallas, Texas 75243

**TANYARD SPRINGS HOMEOWNERS ASSOC
COMMUNITY MANAGEMENT CORPORATION VA
PO BOX 10821
CHANTILLY VA 20153-0821**

Page 6 of 7

Account Number: 1171001405
Date 10/31/18

Daily Transactions

Date	Activity Description	Deposits	Withdrawals	Balance
10/23	5045461000 Tanyard Springs HOA ATGPay Online Pa/TRANSFER ATGPay Online P X	104.00		236,607.65
10/23	ATGPay Online Pa/TRANSFER ATGPay Online P X	555.00		237,162.65
10/23	HOA LOCKBOX DEPOSIT	1,095.00		238,257.65
10/23	REMOTE CAPTURE DEPOSIT	520.00		238,777.65
10/23	AVIDPAY SERVICE/AVIDPAY REF*CK*1001463*Sign Central Inc\2316714 CK1001463 Tanyard Springs HOA		202.03	238,575.62
10/23	AVIDPAY SERVICE/AVIDPAY REF*CK*1001464*Stay Alert Security Serv ces LLC\23167144 CK1001464 Tanyard Springs HOA		1,680.00	236,895.62
10/24	ATGPay Online Pa/TRANSFER ATGPay Online P X	416.00		237,311.62
10/24	ATGPay Online Pa/TRANSFER ATGPay Online P X	516.00		237,827.62
10/24	HOA LOCKBOX DEPOSIT	522.00		238,349.62
10/24	AVIDPAY SERVICE/AVIDPAY REF*CK*1001466*Daniel Karabaich\2319824 CK1001466 Tanyard Springs HOA		178.00	238,171.62
10/24	AVIDPAY SERVICE/AVIDPAY REF*CK*1001465*Tessania Patterson\23198 35 CK1001465 Tanyard Springs HOA		194.00	237,977.62
10/25	ATGPay Online Pa/TRANSFER ATGPay Online P X	181.00		238,158.62
10/25	ATGPay Online Pa/TRANSFER ATGPay Online P X	233.00		238,391.62
10/25	HOA LOCKBOX DEPOSIT	617.00		239,008.62
10/25	REMOTE CAPTURE DEPOSIT	1,131.69		240,140.31
10/25	Tanyard Springs/VendorPymt Offset Record 1171001405 TanyardSpringsHOA		550.00	239,590.31
10/26	ATGPay Online Pa/TRANSFER ATGPay Online P X	208.00		239,798.31
10/26	ATGPay Online Pa/TRANSFER ATGPay Online P X	282.00		240,080.31
10/26	HOA LOCKBOX DEPOSIT	2,075.00		242,155.31





PACIFIC PREMIER BANK

12001 North Central Expressway
Suite 1165
Dallas, Texas 75243

**TANYARD SPRINGS HOMEOWNERS ASSOC
COMMUNITY MANAGEMENT CORPORATION VA
PO BOX 10821
CHANTILLY VA 20153-0821**

Page 7 of 7

Account Number: 1171001405
Date 10/31/18

Daily Transactions

Date	Activity Description	Deposits	Withdrawals	Balance
10/26	REMOTE CAPTURE DEPOSIT	356.00		242,511.31
10/26	CMC PAYROLL/CMC PAYROL 954 TANYARD SPRINGS		5,902.61	236,608.70
10/29	ATGPay Online Pa/TRANSFER ATGPay Online P Z	104.00		236,712.70
10/29	ATGPay Online Pa/TRANSFER ATGPay Online P Z	438.00		237,150.70
10/29	HOA LOCKBOX DEPOSIT	2,516.00		239,666.70
10/29	REF*CK*1001468*High Sierra Pools\2332893 5		413.00	239,253.70
10/29	AVIDPAY SERVICE/AVIDPAY CK1001468 Tanyard Springs HOA REF*CK*1001467*GAM Graphics Marketing\2 3328696		1,145.65	238,108.05
10/30	AVIDPAY SERVICE/AVIDPAY CK1001467 Tanyard Springs HOA ATGPay Online Pa/TRANSFER ATGPay Online P Z	487.00		238,595.05
10/30	HOA LOCKBOX DEPOSIT	2,380.00		240,975.05
10/30	REMOTE CAPTURE DEPOSIT	189.00		241,164.05
10/30	REMOTE CAPTURE DEPOSIT	805.00		241,969.05
10/31	ATGPay Online Pa/TRANSFER ATGPay Online P Z	89.00		242,058.05
10/31	ATGPay Online Pa/TRANSFER ATGPay Online P Z	579.00		242,637.05
10/31	HOA LOCKBOX DEPOSIT	961.00		243,598.05
10/31	REMOTE CAPTURE DEPOSIT	89.00		243,687.05

Daily Balance Summary

Date	Balance	Date	Balance	Date	Balance
10/01	226,812.00	10/12	246,102.92	10/24	237,977.62
10/02	231,741.31	10/15	250,000.00	10/25	239,590.31
10/03	250,000.00	10/16	249,302.53	10/26	236,608.70
10/04	235,378.15	10/17	250,000.00	10/29	238,108.05
10/05	233,147.04	10/18	248,849.45	10/30	241,969.05
10/09	250,000.00	10/19	250,000.00	10/31	243,687.05
10/10	250,000.00	10/22	236,503.65		
10/11	250,000.00	10/23	236,895.62		





PACIFIC PREMIER BANK

12001 North Central Expressway
Suite 1165
Dallas, Texas 75243

**TANYARD SPRINGS HOMEOWNERS ASSOC
COMMUNITY MANAGEMENT CORPORATION VA
REPO SWEEP ACCOUNT
PO BOX 10821
CHANTILLY VA 20153-0821**

Page 1 of 1
Branch 010
Account Number: 1175001405
Date 10/31/18

EM

Acct 1175001405

Summary of Activity Since Your Last Statement

Beginning Balance	10/01/18	183,158.21
Deposits / Misc Credits	8	28,830.74
Withdrawals / Misc Debits	0	.00
** Ending Balance	10/31/18	211,988.95**
Service Charge		.00
Interest Paid Thru 10/31/18		78.00
Interest Paid Year To Date		330.66
Average Rate / Cycle Days		.45000 / 31

Deposits and Credits

Date	Deposits	Withdrawals	Activity Description
10/03	6,928.31		Trnsfr from Checking Acct Ending in 1405
10/09	2,144.03		Trnsfr from Checking Acct Ending in 1405
10/10	11,406.00		Trnsfr from Checking Acct Ending in 1405
10/11	3,231.00		Trnsfr from Checking Acct Ending in 1405
10/15	2,679.92		Trnsfr from Checking Acct Ending in 1405
10/17	1,737.53		Trnsfr from Checking Acct Ending in 1405
10/19	625.95		Trnsfr from Checking Acct Ending in 1405
10/31	78.00		INTEREST EARNED

Daily Balance Summary

Date	Balance	Date	Balance	Date	Balance
10/03	190,086.52	10/11	206,867.55	10/19	211,910.95
10/09	192,230.55	10/15	209,547.47	10/31	211,988.95
10/10	203,636.55	10/17	211,285.00		





PACIFIC PREMIER BANK

12001 North Central Expressway
Suite 1165
Dallas, Texas 75243

**TANYARD SPRINGS HOMEOWNERS ASSOC
COMMUNITY MANAGEMENT CORPORATION VA
PO BOX 10821
CHANTILLY VA 20153-0821**

Page 1 of 1
Branch 010
Account Number: 1172000323
Date 10/31/18

EM

Acct 1172000323

Summary of Activity Since Your Last Statement

Beginning Balance	10/01/18	94,121.42
Deposits / Misc Credits	1	19.98
Withdrawals / Misc Debits	0	.00
** Ending Balance	10/31/18	94,141.40**
Service Charge		.00
Interest Paid Thru 10/31/18		19.98
Interest Paid Year To Date		194.90
Average Rate / Cycle Days		.25000 / 31

Daily Transactions

Date	Activity Description	Deposits	Withdrawals	Balance
10/31	INTEREST EARNED	19.98		94,141.40

Daily Balance Summary

Date	Balance	Date	Balance	Date	Balance
10/31	94,141.40				



From here. For here.

Last statement: June 30, 2018
 This statement: September 30, 2018
 Total days in statement period: 92

Page 1 of 1
 XX-XXXX48-61
 (0)

*****AUTO**SCH 5-DIGIT 20151
 76 0.4000 AV 0.378 1 43443

Direct inquiries to:
 800-399-5919

TANYARD SPRINGS HOA
 C/O COMMUNITY MANAGEMENT CORP
 4840 WESTFIELDS BLVD STE 300
 CHANTILLY VA 20151-4219

Sandy Spring Bank
 17801 Georgia Ave
 Olney MD 20832

Certificate Of Deposit

Account number	XX-XXXX48-61
Total principal	\$50,794.91
Total current balance	\$50,965.69
Total interest year to date	\$233.67

DAILY ACTIVITY

Date	Description	Additions	Subtractions	Balance
06-30	Beginning balance			\$50,837.90
07-05	Interest Credit # 1	41.63		50,879.53
08-05	Interest Credit # 1	43.06		50,922.59
09-05	Interest Credit # 1	43.10		50,965.69
09-30	Ending totals	127.79	.00	\$50,965.69

Deposit number	00-000000-01
Principal	50,794.91
Current balance	50,965.69
Original deposit amount	50,289.45
Original deposit date	05-06-14
Rate	0.996%
Term	6 Months, renewable
Last renewed	05-06-18
Next maturity Date	11-06-18
Interest year to date	\$233.67

Thank you for banking with Sandy Spring Bank



Morgan Stanley

CLIENT STATEMENT | For the Period September 1-30, 2018

STATEMENT FOR:

TANYARD SPRINGS HOA
C/O COMMUNITY MANAGEMENT CORP

TOTAL VALUE OF YOUR ACCOUNT (as of 9/30/18)

\$809,198.87

Includes Accrued Interest

Your Financial Advisor Team

The Hart Group

Your Financial Advisor

Theodore Hart
Senior Vice President
Theodore.Hart@morganstanley.com
202 861-5020

Your Branch

1775 I STREET NW, SUITE 200
WASHINGTON, DC 20006
Telephone: 202-862-9000; Alt. Phone: 800-745-2451; Fax: 202-862-9198

Client Service Center (24 Hours a Day; 7 Days a Week): 800-869-3326

Access Your Account Online: www.morganstanley.com/online



OCT 1 0 2018

Morgan Stanley Smith Barney LLC. Member SIPC.

OCT 1 0 2018

#BWNJGWM



0053171 02 AV 0.375 02 TR 00393 MSGDD19A 100000

TANYARD SPRINGS HOA

C/O COMMUNITY MANAGEMENT CORP

4840 WESTFIELDS BLVD

SUITE 300

CHANTILLY VA 20151-4219



Standard Disclosures

The following Disclosures are applicable to the enclosed statement(s). Expanded Disclosures are attached to your most recent June and December statement (or your first Statement if you have not received a statement for those months). The Expanded Disclosures are also available by selecting Account Documents when you log on to www.morganstanley.com/online or, call 800-869-3326.

Questions?

Questions regarding your account may be directed to us by using the contact information on the statement cover page, or the Client Service Center at (800) 869-3326.

Errors and Inquiries

Be sure to review your statement promptly, and immediately address any concerns regarding entries that you do not understand or believe were made in error by contacting the Branch Manager of the office where you maintain your account. Oral communications regarding any inaccuracy or discrepancy in this statement should be re-confirmed in writing to further protect your rights, including rights under the Securities Investor Protection Act (SIPA). Your statement will be deemed correct unless we receive a written inquiry of a suspected error. See your account documentation for special rules regarding your rights and responsibilities with respect to erroneous electronic fund transfers, including a description of the transfers covered. For concerns or complaints, contact our Client Relations Department at (866) 227-2256.

Senior Investor Helpline

In order to provide Morgan Stanley's senior investor clients a convenient way to communicate with us, we offer a Senior Investor Helpline. Senior investors or those acting on their behalf may call (800) 280-4534, Monday-Friday 9am-7pm Eastern Time.

Availability of Free Credit Balances and Financial Statements

Under the customer protection rules of the SEC [17 CFR §240.15c3-3], we may use funds comprising free credit balances carried for customer accounts here, provided that these funds are payable to customers on demand (i.e., are free of a lien or right of set-off in our favor or on behalf of some third party to whom you have given control). A financial statement of this organization is available for your personal inspection at its offices, or a copy will be mailed to you upon your written request.

Listed Options

Information with respect to commissions and other charges related to the execution of options transactions has been included in confirmations of such transactions previously furnished to you and such information will be made available to you promptly at your request. Promptly advise us of any material change in your investment objectives or financial situation.

Important Information if you are a Margin Customer (not available for certain retirement accounts)

If you have margin privileges, you may borrow money from us in exchange for pledging assets in your accounts as collateral for any outstanding margin loan. The amount you may borrow is based on the value of the eligible securities in your margin accounts. If a security has eligible shares, the number of shares pledged as collateral will be indicated below the position.

Margin Interest Charges

We calculate interest charges on margin loans as follows: (1) multiply the applicable margin interest rate by the daily close of business net settled debit balance, and (2) divide by 360 (days). Margin interest accrues daily throughout the month and is added to your debit balance at month-end. The month-end interest charge is the sum of the daily accrued interest calculations for the month. We add the accrued interest to your debit balance and start a new calculation each time the applicable interest rate changes and at the close of every statement month. For interest rate information, log into your Morgan Stanley account at morganstanley.com/online. Select your account with a Margin agreement and click Interest Rates for more information.

Information regarding Special Memorandum Account

If you have a Margin Account, this is a combined statement of your Margin Account and Special Memorandum Account maintained for you under Section 220.5 of Regulation T issued by the Board of Governors of the Federal Reserve System. The permanent record of the Special Memorandum Account as required by Regulation T is available for your inspection at your request.

Important Information About Auction Rate Securities

For certain Auction Rate Securities there is no or limited liquidity. Therefore, the price(s) for these Auction Rate Securities are indicated by N/A (not available). There can be no assurance that a successful auction will occur or that a secondary market exists or will develop for a particular security.

Structured Investments Risks and Considerations

Structured Investments (Structured Products) are complex products and may be subject to special risks. Investors should consider the concentration risk of owning the related security and their total exposure to any underlying asset. Structured Investments, which may appear in various statement product categories and are identified on the Position Description Details line as "Asset Class: Struct Inv," may not perform in a manner consistent with the statement product category where they appear and therefore may not satisfy portfolio asset allocation needs for that category. For information on the risks and conflicts of interest related to Structured Investments generally, log in to Morgan Stanley Online and go to

www.morganstanley.com/structuredproductsrisksandconflicts.

Security Measures

This statement features several embedded security elements to safeguard its authenticity. One is a unique blue security rectangle, printed in heat-sensitive ink on the back of every page. When exposed to warmth, the color will disappear, and then reappear.

SIPC Protection

We are a member of Securities Investor Protection Corporation (SIPC), which protects securities of its customers up to \$500,000 (including \$250,000 for claims for cash). An explanatory brochure is available upon request or at www.sipc.org. Losses due to market fluctuation are not protected by SIPC and assets not held with us may not be covered by SIPC protection. To obtain information about SIPC, including an explanatory SIPC brochure, contact SIPC at 1-202-371-8300 or visit www.sipc.org.

Transaction Dates and Conditions

Upon written request, we will furnish the date and time of a transaction and the name of the other party to a transaction. We and/or our affiliates may accept benefits that constitute payment for order flow. Details regarding these benefits and the source and amount of any other remuneration received or to be received by us in connection with any transaction will be furnished upon written request.

Equity Research Ratings Definitions and Global Investment Manager Analysis Status

Some equity securities may have research ratings from Morgan Stanley & Co. LLC or Morningstar, Inc. Research ratings are the research providers' opinions and not representations or guarantees of performance. For more information about each research provider's rating system, see the Research Ratings on your most recent June or December statement (or your first statement if you have not received a statement for those months), go to www.morganstanley.com/online or refer to the research provider's research report. Research reports contain more complete information concerning the analyst's views and you should read the entire research report and not infer its contents from the rating alone. If your account contains an advisory component or is an advisory account, a GIMA status will apply.

Credit Ratings from Moody's Investors Service and Standard & Poor's

The credit rating from Moody's Investors Service and Standard & Poor's may be shown for certain securities. All credit ratings represent the opinions of the provider and are not representations or guarantees of performance. Please contact us if you need further information or assistance in interpreting these credit ratings.

Revised 10/2017



Account Summary

Active Assets Account
504-030087-449

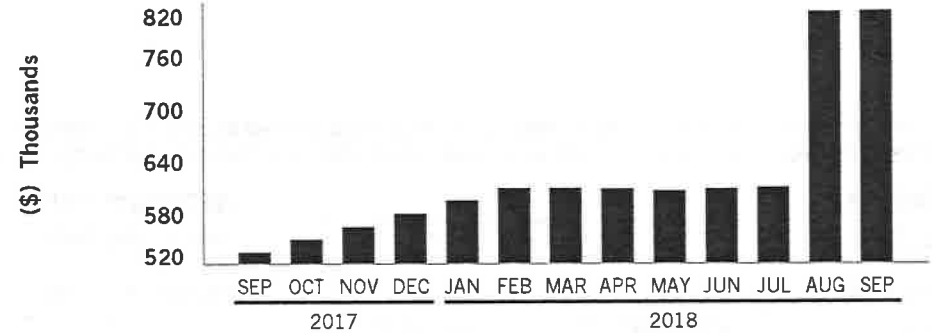
TANYARD SPRINGS HOA
C/O COMMUNITY MANAGEMENT CORP

CHANGE IN VALUE OF YOUR ACCOUNTS (includes accrued interest)

	This Period (9/1/18-9/30/18)	This Year (1/1/18-9/30/18)
TOTAL BEGINNING VALUE	\$808,630.72	\$578,034.84
Credits	—	229,658.00
Debits	—	(175.00)
Security Transfers	—	—
Net Credits/Debits/Transfers	—	\$229,483.00
Change in Value	568.15	1,681.03
TOTAL ENDING VALUE	\$809,198.87	\$809,198.87

MARKET VALUE OVER TIME


The below chart displays the most recent thirteen months of Market Value.



This chart does not reflect corrections to Market Value made subsequent to the dates depicted. It may exclude transactions in Annuities or positions where we are not the custodian, which could delay the reporting of Market Value.

ASSET ALLOCATION (includes accrued interest)

	Market Value	Percentage
Cash	\$262,897.94	32.49
Fixed Income & Preferreds	546,300.93	67.51
TOTAL VALUE	\$809,198.87	100.00%



This asset allocation represents holdings on a trade date basis, and projected settled Cash/BDP and MMF balances. These classifications do not constitute a recommendation and may differ from the classification of instruments for regulatory or tax purposes.

Account Summary

Active Assets Account
504-030087-449

TANYARD SPRINGS HOA
C/O COMMUNITY MANAGEMENT CORP

BALANCE SHEET (^ includes accrued interest)

	Last Period (as of 8/31/18)	This Period (as of 9/30/18)
Cash, BDP, MMFs	\$262,682.62	\$262,897.94
Certificates of Deposit ^	545,948.10	546,300.93
Total Assets	\$808,630.72	\$809,198.87
Total Liabilities (outstanding balance)	—	—
TOTAL VALUE	\$808,630.72	\$809,198.87

INCOME AND DISTRIBUTION SUMMARY

	This Period (9/1/18-9/30/18)	This Year (1/1/18-9/30/18)
Interest	\$215.32	\$4,486.24
Income And Distributions	\$215.32	\$4,486.24
Tax-Exempt Income	—	—
TOTAL INCOME AND DISTRIBUTIONS	\$215.32	\$4,486.24

Taxable and tax exempt income classifications are based on the characteristics of the underlying securities and not the taxable status of the account.

CASH FLOW

	This Period (9/1/18-9/30/18)	This Year (1/1/18-9/30/18)
OPENING CASH, BDP, MMFs	\$262,682.62	\$178,928.70
Purchases	—	(200,000.00)
Sales and Redemptions	—	50,000.00
Income and Distributions	215.32	4,486.24
Total Investment Related Activity	\$215.32	\$(145,513.76)
Electronic Transfers-Credits	—	229,658.00
Other Debits	—	(175.00)
Total Cash Related Activity	—	\$229,483.00
Total Card/Check Activity	—	—
CLOSING CASH, BDP, MMFs	\$262,897.94	\$262,897.94

GAIN/(LOSS) SUMMARY

	Realized This Period (9/1/18-9/30/18)	Realized This Year (1/1/18-9/30/18)	Unrealized Inception to Date (as of 9/30/18)
Short-Term (Loss)	—	—	\$(1,888.50)
Long-Term (Loss)	—	—	(6,252.00)
TOTAL GAIN/(LOSS)	—	—	\$(8,140.50)

The Gain/(Loss) Summary, which may change due to basis adjustments, is provided for informational purposes and should not be used for tax preparation. Refer to Gain/(Loss) in the Expanded Disclosures.



Account Detail

Active Assets Account
504-030087-449

TANYARD SPRINGS HOA
C/O COMMUNITY MANAGEMENT CORP

Investment Objectives (in order of priority) †: Capital Appreciation, Income, Aggressive Income, Speculation

Brokerage Account

† Inform us if your investment objectives, as defined in the Expanded Disclosures, change.

HOLDINGS

This section reflects positions purchased/sold on a trade date basis. "Market Value" and "Unrealized Gain/(Loss)" may not reflect the value that could be obtained in the market. Fixed Income securities are sorted by maturity or pre-refunding date, and alphabetically within date. Estimated Annual Income a) is calculated on a pre-tax basis, b) does not include any reduction for applicable non-US withholding taxes, c) may include return of principal or capital gains which could overstate such estimates, and d) for securities that have a defined maturity date within the next 12 months, is reflected only through maturity date. Actual income or yield may be lower or higher than the estimates. Current yield reflects the income generated by an investment, and does not reflect changes in its price. Structured Investments, identified on the Position Description Details line as "Asset Class: Struct Inv," may appear in various statement product categories. When displayed, the accrued interest, annual income and current yield for those with a contingent income feature (e.g., Range Accrual Notes or Contingent Income Notes) are estimates and assume specified accrual conditions are met during the relevant period and payment in full of all contingent interest. For Floating Rate Securities, the accrued interest, annual income and current yield are estimates based on the current floating coupon rate and may not reflect historic rates within the accrual period.

CASH, BANK DEPOSIT PROGRAM AND MONEY MARKET FUNDS

Cash, Bank Deposit Program, and Money Market Funds are generally displayed on a settlement date basis. You have the right to instruct us to liquidate your bank deposit balance(s) or shares of any money market fund balance(s) at any time and have the proceeds of such liquidation remitted to you. Estimated Annual Income, Accrued Interest, and APY% will only be displayed for fully settled positions.

Description	Market Value	7-Day Current Yield %	Est Ann Income	APY %
MORGAN STANLEY BANK N.A. #	\$17,847.66	—	\$44.62	0.250
MORGAN STANLEY PRIVATE BANK NA #	245,050.28	—	612.63	0.250
BANK DEPOSITS	\$262,897.94		\$657.25	
		Percentage of Holdings	Market Value	Est Ann Income
CASH, BDP, AND MMFs	32.49%		\$262,897.94	\$657.25

Bank Deposits are held at Morgan Stanley Bank, N.A. and/or Morgan Stanley Private Bank, National Association, affiliates of Morgan Stanley Smith Barney LLC and each a national bank and FDIC member.

CERTIFICATES OF DEPOSIT

Security Description	Trade Date	Face Value	Orig Unit Cost Adj Unit Cost	Unit Price	Orig Total Cost Adj Total Cost	Market Value	Unrealized Gain/(Loss)	Est Ann Income Accrued Interest	Current Yield %
WELLS FARGO BK NA SIOUX FALLS SD CD Coupon Rate 1.550%; Matures 12/07/2018; CUSIP 949763HL3	5/25/17	50,000.00	\$100.000 \$100.000	\$99.909	\$50,000.00 \$50,000.00	\$49,954.50	\$(45.50) LT	\$194.00 \$49.49	0.39
<i>Interest Paid Monthly Jul 07; Yield to Maturity 2.038%; Issued 06/07/17; Maturity Value = \$50,000.00; Asset Class: FI & Pref</i>									
ALLY BK MIDVALE UT CD Coupon Rate 1.650%; Matures 06/03/2019; CUSIP 02006L2X0	5/25/17	50,000.00	100.000 100.000	99.576	50,000.00 50,000.00	49,788.00	(212.00) LT	825.00 272.75	1.66
<i>Int. Semi-Annually Jun/Dec 01; Yield to Maturity 2.283%; Issued 06/01/17; Maturity Value = \$50,000.00; Asset Class: FI & Pref</i>									
AMEX CENTURION SALT LAKE CITY UT CD Coupon Rate 1.750%; Matures 12/02/2019; CUSIP 02587DU22	5/25/17	50,000.00	100.000 100.000	99.002	50,000.00 50,000.00	49,501.00	(499.00) LT	875.00 291.67	1.77

Account Detail

Active Assets Account
504-030087-449

TANYARD SPRINGS HOA
C/O COMMUNITY MANAGEMENT CORP

Security Description	Trade Date	Face Value	Orig Unit Cost Adj Unit Cost	Unit Price	Orig Total Cost Adj Total Cost	Market Value	Unrealized Gain/(Loss)	Est Ann Income Accrued Interest	Current Yield %
<i>Int. Semi-Annually May/Nov 30; Yield to Maturity 2.618%; Issued 05/31/17; Maturity Value = \$50,000.00; Asset Class: FI & Pref</i>									
ALLY BK SANDY UTAH	3/29/18	50,000.000	100.000	99.674	50,000.00	49,837.00	(163.00) ST	1,250.00 607.92	2.51
Coupon Rate 2.500%; Matures 04/06/2020; CUSIP 02007GBW2									
<i>Int. Semi-Annually Apr/Oct 05; Yield to Maturity 2.721%; Issued 04/05/18; Maturity Value = \$50,000.00; Asset Class: FI & Pref</i>									
CAPITAL ONE NA MCLEAN VA CD	5/25/17	50,000.000	100.000	98.566	50,000.00	49,283.00	(717.00) LT	950.00 314.07	1.93
Coupon Rate 1.900%; Matures 06/01/2020; CUSIP 14042RFZ9									
<i>Int. Semi-Annually Jun/Dec 01; Yield to Maturity 2.784%; Issued 06/01/17; Maturity Value = \$50,000.00; Asset Class: FI & Pref</i>									
DISCOVER BK GREEN GREENWOOD DE CD	3/29/18	50,000.000	100.000	99.280	50,000.00	49,640.00	(360.00) ST	1,350.00 660.25	2.72
Coupon Rate 2.700%; Matures 04/05/2021; CUSIP 254673NJ1									
<i>Int. Semi-Annually Apr/Oct 04; Yield to Maturity 2.999%; Issued 04/04/18; Maturity Value = \$50,000.00; Asset Class: FI & Pref</i>									
American Exp SALT LAKE CITY UT CD	5/25/17	50,000.000	100.000	97.637	50,000.00	48,818.50	(1,181.50) LT	1,125.00 375.00	2.30
Coupon Rate 2.250%; Matures 06/01/2021; CUSIP 02587CFL9									
<i>Int. Semi-Annually May/Nov 30; Yield to Maturity 3.179%; Issued 05/31/17; Maturity Value = \$50,000.00; Asset Class: FI & Pref</i>									
MS BANK CD SALT LAKE CITY UT CD	3/29/18	50,000.000	100.000	98.847	50,000.00	49,423.50	(576.50) ST	1,400.00 680.87	2.83
Coupon Rate 2.800%; Matures 04/05/2022; CUSIP 61747MS28									
<i>Int. Semi-Annually Apr/Oct 05; Yield to Maturity 3.149%; Issued 04/05/18; Maturity Value = \$50,000.00; Asset Class: FI & Pref</i>									
CAPITAL ONE BANK GLEN ALLEN VA CD	5/25/17	50,000.000	100.000	97.352	50,000.00	48,676.00	(1,324.00) LT	1,200.00 396.72	2.47
Coupon Rate 2.400%; Matures 06/01/2022; CUSIP 1404203C2									
<i>Int. Semi-Annually Jun/Dec 01; Yield to Maturity 3.169%; Issued 06/01/17; Maturity Value = \$50,000.00; Asset Class: FI & Pref</i>									
MS BANK CD SALT LAKE CITY UT CD	3/29/18	50,000.000	100.000	98.422	50,000.00	49,211.00	(789.00) ST	1,450.00 705.19	2.95
Coupon Rate 2.900%; Matures 04/05/2023; CUSIP 61747MS44									
<i>Int. Semi-Annually Apr/Oct 05; Yield to Maturity 3.279%; Issued 04/05/18; Maturity Value = \$50,000.00; Asset Class: FI & Pref</i>									
INDUSTRIAL & COML BK CHINA USA NATL ASSN N Y	5/26/17	50,000.000	100.000	95.454	50,000.00	47,727.00	(2,273.00) LT	1,125.00 87.50	2.36
Coupon Rate 2.250%; Matures 06/02/2023; CUSIP 45581EAD3									
<i>Interest Paid Monthly Jul 02; Yield to Maturity 3.307%; Issued 06/02/17; Maturity Value = \$50,000.00; Asset Class: FI & Pref</i>									

	Percentage of Holdings	Face Value	Orig Total Cost Adj Total Cost	Market Value	Unrealized Gain/(Loss)	Est Ann Income Accrued Interest	Current Yield %
CERTIFICATES OF DEPOSIT		550,000.000	\$550,000.00	\$541,859.50	\$(6,252.00) LT \$(1,888.50) ST	\$11,744.00 \$4,441.43	2.17%
TOTAL CERTIFICATES OF DEPOSIT	67.51%			\$546,300.93			
(includes accrued interest)							



Account Detail

Active Assets Account
504-030087-449

TANYARD SPRINGS HOA
C/O COMMUNITY MANAGEMENT CORP

	Percentage of Holdings	Total Cost	Market Value	Unrealized Gain/(Loss)	Est Ann Income Accrued Interest	Current Yield %
TOTAL VALUE		\$550,000.00	\$804,757.44	\$(6,252.00) LT \$(1,888.50) ST	\$12,401.25 \$4,441.43	1.53%
TOTAL VALUE (includes accrued interest)	100.00%		\$809,198.87			

Unrealized Gain/(Loss) totals only reflect positions that have both cost basis and market value information available. Cash, MMF, Deposits and positions stating 'Please Provide' or 'Pending Corporate Actions' are not included.

ALLOCATION OF ASSETS (^includes accrued interest)

	Cash	Equities	Fixed Income & Preferred Securities	Alternatives	Structured Investments	Other
Cash, BDP, MMFs	\$262,897.94	—	—	—	—	—
Certificates of Deposit ^	—	—	\$546,300.93	—	—	—
TOTAL ALLOCATION OF ASSETS ^	\$262,897.94	—	\$546,300.93	—	—	—

ACTIVITY

CASH FLOW ACTIVITY BY DATE

Activity Date	Settlement Date	Activity Type	Description	Comments	Quantity	Price	Credits/(Debits)
9/4		Interest Income	INDUSTRIAL & COML BK CHINA USANA	2.250% DUE2023-06-02 [45581EAD3]			\$95.55
9/7		Interest Income	WELLS FARGO BK NA SIOUX FALLS SD	1.550% DUE2018-12-07 [949763HL3]			65.82
9/28		Interest Income	MORGAN STANLEY PRIVATE BANK NA	(Period 09/01-09/30)			50.28
9/28		Interest Income	MORGAN STANLEY BANK N.A.	(Period 09/01-09/30)			3.67
NET CREDITS/(DEBITS)							\$215.32

MONEY MARKET FUND (MMF) AND BANK DEPOSIT PROGRAM ACTIVITY

Activity Date	Activity Type	Description	Credits/(Debits)
9/4	Automatic Investment	BANK DEPOSIT PROGRAM	\$95.55
9/7	Automatic Investment	BANK DEPOSIT PROGRAM	65.82
9/28	Automatic Investment	BANK DEPOSIT PROGRAM	50.28
9/28	Automatic Investment	BANK DEPOSIT PROGRAM	3.67
NET ACTIVITY FOR PERIOD			\$215.32

Account Detail

Active Assets Account
504-030087-449

TANYARD SPRINGS HOA
C/O COMMUNITY MANAGEMENT CORP

MESSAGES

Senior Investor Helpline

For any inquiries or potential concerns, senior investors or someone acting on their behalf may contact our Firm by calling (800) 280-4534.

Consolidated Statement of Financial Condition (in millions of dollars):

At June 30, 2018 Morgan Stanley Smith Barney LLC had net capital of \$2,710 which exceeded the Securities and Exchange Commission's minimum requirement by \$2,556. A copy of the Morgan Stanley Smith Barney LLC Consolidated Statement of Financial Condition at June 30, 2018 can be viewed online at: http://www.morganstanley.com/about-us-ir/shareholder/morganstanley_smithbarney_llc.pdf, or may be mailed to you at no cost by calling 1 (866) 825-1675, after September 15, 2018.



CLIENT STATEMENT | For the Period October 1-31, 2018

STATEMENT FOR:

TANYARD SPRINGS HOA
C/O COMMUNITY MANAGEMENT CORP

TOTAL VALUE OF YOUR ACCOUNT (as of 10/31/18)

\$809,221.12

Includes Accrued Interest

Your Financial Advisor Team

The Hart Group

Your Financial Advisor

Theodore Hart
Senior Vice President
Theodore.Hart@morganstanley.com
202 861-5020

Your Branch

1775 I STREET NW, SUITE 200
WASHINGTON, DC 20006
Telephone: 202-862-9000; Alt. Phone: 800-745-2451; Fax: 202-862-9198

Morgan Stanley Smith Barney LLC. Member SIPC.

NOV 05 2018

#BWNJGWM



0000561 01 AB 0.405 01 TR 00003 MSADD121 000000

TANYARD SPRINGS HOA
C/O COMMUNITY MANAGEMENT CORP
4840 WESTFIELDS BLVD
SUITE 300
CHANTILLY VA 20151-4219



Client Service Center (24 Hours a Day; 7 Days a Week): 800-869-3326

Access Your Account Online: www.morganstanley.com/online



Standard Disclosures

The following Disclosures are applicable to the enclosed statement(s). Expanded Disclosures are attached to your most recent June and December statement (or your first Statement if you have not received a statement for those months). The Expanded Disclosures are also available by selecting Account Documents when you log on to www.morganstanley.com/online or, call 800-869-3326.

Questions?

Questions regarding your account may be directed to us by using the contact information on the statement cover page, or the Client Service Center at (800) 869-3326.

Errors and Inquiries

Be sure to review your statement promptly, and immediately address any concerns regarding entries that you do not understand or believe were made in error by contacting the Branch Manager of the office where you maintain your account. Oral communications regarding any inaccuracy or discrepancy in this statement should be re-confirmed in writing to further protect your rights, including rights under the Securities Investor Protection Act (SIPA). Your statement will be deemed correct unless we receive a written inquiry of a suspected error. See your account documentation for special rules regarding your rights and responsibilities with respect to erroneous electronic fund transfers, including a description of the transfers covered. For concerns or complaints, contact our Client Relations Department at (866) 227-2256.

Senior Investor Helpline

In order to provide Morgan Stanley's senior investor clients a convenient way to communicate with us, we offer a Senior Investor Helpline. Senior investors or those acting on their behalf may call (800) 280-4534, Monday-Friday 9am-7pm Eastern Time.

Availability of Free Credit Balances and Financial Statements

Under the customer protection rules of the SEC [17 CFR §240.15c3-3], we may use funds comprising free credit balances carried for customer accounts here, provided that these funds are payable to customers on demand (i.e., are free of a lien or right of set-off in our favor or on behalf of some third party to whom you have given control). A financial statement of this organization is available for your personal inspection at its offices, or a copy will be mailed to you upon your written request.

Listed Options

Information with respect to commissions and other charges related to the execution of options transactions has been included in confirmations of such transactions previously furnished to you and such information will be made available to you promptly at your request. Promptly advise us of any material change in your investment objectives or financial situation.

Important Information if you are a Margin Customer (not available for certain retirement accounts)

If you have margin privileges, you may borrow money from us in exchange for pledging assets in your accounts as collateral for any outstanding margin loan. The amount you may borrow is based on the value of the eligible securities in your margin accounts. If a security has eligible shares, the number of shares pledged as collateral will be indicated below the position.

Margin Interest Charges

We calculate interest charges on margin loans as follows: (1) multiply the applicable margin interest rate by the daily close of business net settled debit balance, and (2) divide by 360 (days). Margin interest accrues daily throughout the month and is added to your debit balance at month-end. The month-end interest charge is the sum of the daily accrued interest calculations for the month. We add the accrued interest to your debit balance and start a new calculation each time the applicable interest rate changes and at the close of every statement month. For interest rate information, log into your Morgan Stanley account at morganstanley.com/online. Select your account with a Margin agreement and click Interest Rates for more information.

Information regarding Special Memorandum Account

If you have a Margin Account, this is a combined statement of your Margin Account and Special Memorandum Account maintained for you under Section 220.5 of Regulation T issued by the Board of Governors of the Federal Reserve System. The permanent record of the Special Memorandum Account as required by Regulation T is available for your inspection at your request.

Important Information About Auction Rate Securities

For certain Auction Rate Securities there is no or limited liquidity. Therefore, the price(s) for these Auction Rate Securities are indicated by N/A (not available). There can be no assurance that a successful auction will occur or that a secondary market exists or will develop for a particular security.

Structured Investments Risks and Considerations

Structured Investments (Structured Products) are complex products and may be subject to special risks. Investors should consider the concentration risk of owning the related security and their total exposure to any underlying asset. Structured Investments, which may appear in various statement product categories and are identified on the Position Description Details line as "Asset Class: Struct Inv," may not perform in a manner consistent with the statement product category where they appear and therefore may not satisfy portfolio asset allocation needs for that category. For information on the risks and conflicts of interest related to Structured Investments generally, log in to Morgan Stanley Online and go to

www.morganstanley.com/structuredproductsrisksandconflicts.

Security Measures

This statement features several embedded security elements to safeguard its authenticity. One is a unique blue security rectangle, printed in heat-sensitive ink on the back of every page. When exposed to warmth, the color will disappear, and then reappear.

SIPC Protection

We are a member of Securities Investor Protection Corporation (SIPC), which protects securities of its customers up to \$500,000 (including \$250,000 for claims for cash). An explanatory brochure is available upon request or at www.sipc.org. Losses due to market fluctuation are not protected by SIPC and assets not held with us may not be covered by SIPC protection. To obtain information about SIPC, including an explanatory SIPC brochure, contact SIPC at 1-202-371-8300 or visit www.sipc.org.

Transaction Dates and Conditions

Upon written request, we will furnish the date and time of a transaction and the name of the other party to a transaction. We and/or our affiliates may accept benefits that constitute payment for order flow. Details regarding these benefits and the source and amount of any other remuneration received or to be received by us in connection with any transaction will be furnished upon written request.

Equity Research Ratings Definitions and Global Investment Manager Analysis Status

Some equity securities may have research ratings from Morgan Stanley & Co. LLC or Morningstar, Inc. Research ratings are the research providers' opinions and not representations or guarantees of performance. For more information about each research provider's rating system, see the Research Ratings on your most recent June or December statement (or your first statement if you have not received a statement for those months), go to www.morganstanley.com/online or refer to the research provider's research report. Research reports contain more complete information concerning the analyst's views and you should read the entire research report and not infer its contents from the rating alone. If your account contains an advisory component or is an advisory account, a GIMA status will apply.

Credit Ratings from Moody's Investors Service and Standard & Poor's

The credit rating from Moody's Investors Service and Standard & Poor's may be shown for certain securities. All credit ratings represent the opinions of the provider and are not representations or guarantees of performance. Please contact us if you need further information or assistance in interpreting these credit ratings.

Revised 10/2017



Account Summary

Active Assets Account
504-030087-449


TANYARD SPRINGS HOA
C/O COMMUNITY MANAGEMENT CORP

CHANGE IN VALUE OF YOUR ACCOUNTS (includes accrued interest)

	This Period (10/1/18-10/31/18)	This Year (1/1/18-10/31/18)
TOTAL BEGINNING VALUE	\$809,198.87	\$578,034.84
Credits	—	229,658.00
Debits	—	(175.00)
Security Transfers	—	—
Net Credits/Debits/Transfers	—	\$229,483.00
Change in Value	22.25	1,703.28
TOTAL ENDING VALUE	\$809,221.12	\$809,221.12

MARKET VALUE OVER TIME

The below chart displays the most recent thirteen months of Market Value.

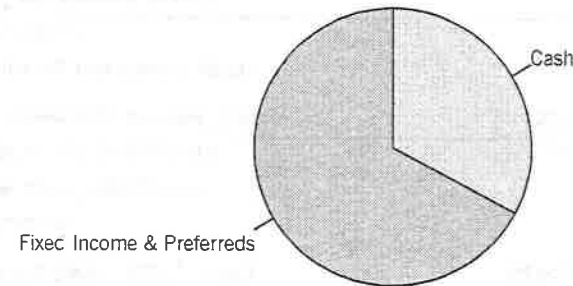


This chart does not reflect corrections to Market Value made subsequent to the dates depicted. It may exclude transactions in Annuities or positions where we are not the custodian, which could delay the reporting of Market Value.

ASSET ALLOCATION (includes accrued interest)

	Market Value	Percentage
Cash	\$265,900.86	32.86
Fixed Income & Preferreds	543,320.26	67.14
TOTAL VALUE	\$809,221.12	100.00%

FDIC rules apply and Bank Deposits are eligible for FDIC insurance but are not covered by SIPC. Cash and securities (including MMFs) are eligible for SIPC coverage. See Expanded Disclosures. Values may include assets externally held, which are provided to you as a courtesy, and may not be covered by SIPC. For additional information, refer to the corresponding section of this statement.



This asset allocation represents holdings on a trade date basis, and projected settled Cash/BDP and MMF balances. These classifications do not constitute a recommendation and may differ from the classification of instruments for regulatory or tax purposes.

Account Summary

Active Assets Account
504-030087-449

TANYARD SPRINGS HOA
C/O COMMUNITY MANAGEMENT CORP

BALANCE SHEET (^ includes accrued interest)

	Last Period (as of 9/30/18)	This Period (as of 10/31/18)
Cash, BDP, MMFs	\$262,897.94	\$265,900.86
Certificates of Deposit ^	546,300.93	543,320.26
Total Assets	\$809,198.87	\$809,221.12
Total Liabilities (outstanding balance)	—	—
TOTAL VALUE	\$809,198.87	\$809,221.12

INCOME AND DISTRIBUTION SUMMARY

	This Period (10/1/18-10/31/18)	This Year (1/1/18-10/31/18)
Interest	\$3,002.92	\$7,489.16
Income And Distributions	\$3,002.92	\$7,489.16
Tax-Exempt Income	—	—
TOTAL INCOME AND DISTRIBUTIONS	\$3,002.92	\$7,489.16

Taxable and tax exempt income classifications are based on the characteristics of the underlying securities and not the taxable status of the account.

CASH FLOW

	This Period (10/1/18-10/31/18)	This Year (1/1/18-10/31/18)
OPENING CASH, BDP, MMFs	\$262,897.94	\$178,928.70
Purchases	—	(200,000.00)
Sales and Redemptions	—	50,000.00
Income and Distributions	3,002.92	7,489.16
Total Investment Related Activity	\$3,002.92	\$(142,510.84)
Electronic Transfers-Credits	—	229,658.00
Other Debits	—	(175.00)
Total Cash Related Activity	—	\$229,483.00
Total Card/Check Activity	—	—
CLOSING CASH, BDP, MMFs	\$265,900.86	\$265,900.86

GAIN/(LOSS) SUMMARY

	Realized This Period (10/1/18-10/31/18)	Realized This Year (1/1/18-10/31/18)	Unrealized Inception to Date (as of 10/31/18)
Short-Term (Loss)	—	—	\$(2,505.00)
Long-Term (Loss)	—	—	(6,777.00)
TOTAL GAIN/(LOSS)	—	—	\$(9,282.00)

The Gain/(Loss) Summary, which may change due to basis adjustments, is provided for informational purposes and should not be used for tax preparation. Refer to Gain/(Loss) in the Expanded Disclosures.



Account Detail

Active Assets Account
504-030087-449

TANYARD SPRINGS HOA
C/O COMMUNITY MANAGEMENT CORP

Investment Objectives (in order of priority)†: Capital Appreciation, Income, Aggressive Income, Speculation

Brokerage Account

† Inform us if your investment objectives, as defined in the Expanded Disclosures, change.

HOLDINGS

This section reflects positions purchased/sold on a trade date basis. "Market Value" and "Unrealized Gain/(Loss)" may not reflect the value that could be obtained in the market. Fixed Income securities are sorted by maturity or pre-refunding date, and alphabetically within date. Estimated Annual Income a) is calculated on a pre-tax basis, b) does not include any reduction for applicable non-US withholding taxes, c) may include return of principal or capital gains which could overstate such estimates, and d) for securities that have a defined maturity date within the next 12 months, is reflected only through maturity date. Actual income or yield may be lower or higher than the estimates. Current yield reflects the income generated by an investment, and does not reflect changes in its price. Structured Investments, identified on the Position Description Details line as "Asset Class: Struct Inv," may appear in various statement product categories. When displayed, the accrued interest, annual income and current yield for those with a contingent income feature (e.g., Range Accrual Notes or Contingent Income Notes) are estimates and assume specified accrual conditions are met during the relevant period and payment in full of all contingent interest. For Floating Rate Securities, the accrued interest, annual income and current yield are estimates based on the current floating coupon rate and may not reflect historic rates within the accrual period.

CASH, BANK DEPOSIT PROGRAM AND MONEY MARKET FUNDS

Cash, Bank Deposit Program, and Money Market Funds are generally displayed on a settlement date basis. You have the right to instruct us to liquidate your bank deposit balance(s) or shares of any money market fund balance(s) at any time and have the proceeds of such liquidation remitted to you. Estimated Annual Income, Accrued Interest, and APY% will only be displayed for fully settled positions.

Description	Market Value	7-Day Current Yield %	Est Ann Income	APY %
MORGAN STANLEY BANK N.A. #	\$20,795.44	—	\$155.97	0.750
MORGAN STANLEY PRIVATE BANK NA #	245,105.42	—	1,838.29	0.750
BANK DEPOSITS	\$265,900.86		\$1,994.26	

	Percentage of Holdings	Market Value	Est Ann Income
CASH, BDP, AND MMFs	32.86%	\$265,900.86	\$1,994.26

Bank Deposits are held at Morgan Stanley Bank, N.A. and/or Morgan Stanley Private Bank, National Association, affiliates of Morgan Stanley Smith Barney LLC and each a national bank and FDIC member.

CERTIFICATES OF DEPOSIT

Security Description	Trade Date	Face Value	Orig Unit Cost Adj Unit Cost	Unit Price	Orig Total Cost Adj Total Cost	Market Value	Unrealized Gain/(Loss)	Est Ann Income Accrued Interest	Current Yield %
WELLS FARGO BK NA SIOUX FALLS SD CD	5/25/17	50,000.000	\$100.000	\$99.950	\$50,000.00			\$129.00	0.26
Coupon Rate 1.550%; Matures 12/07/2018; CUSIP 949763HL3									
Interest Paid Monthly Jul 07; Yield to Maturity 2.046%; Issued 06/07/17; Maturity Value = \$50,000.00; Asset Class: FI & Pref									
ALLY BK MIDVALE UT CD	5/25/17	50,000.000	100.000	99.580	50,000.00			825.00	1.66
Coupon Rate 1.650%; Matures 06/03/2019; CUSIP 02006L2X0									
Int. Semi-Annually Jun/Dec 01; Yield to Maturity 2.368%; Issued 06/01/17; Maturity Value = \$50,000.00; Asset Class: FI & Pref									
AMEX CENTURION SALT LAKE CITY UT CD	5/25/17	50,000.000	100.000	99.020	50,000.00			875.00	1.77
Coupon Rate 1.750%; Matures 12/02/2019; CUSIP 02587DU22									

Account Detail

Active Assets Account
504-030087-449

TANYARD SPRINGS HOA
C/O COMMUNITY MANAGEMENT CORP

Security Description	Trade Date	Face Value	Orig Unit Cost Adj Unit Cost	Unit Price	Orig Total Cost Adj Total Cost	Market Value	Unrealized Gain/(Loss)	Est Ann Income Accrued Interest	Current Yield %
<i>Int. Semi-Annually May/Nov 30; Yield to Maturity 2.670%; Issued 05/31/17; Maturity Value = \$50,000.00; Asset Class: FI & Pref</i>									
ALLY BK SANDY UTAH	3/29/18	50,000.000	100.000	99.579	50,000.00			1,250.00	2.51
Coupon Rate 2.500%; Matures 04/06/2020; CUSIP 02007GBW2			100.000		50,000.00	49,789.50	(210.50) ST	89.29	
<i>Int. Semi-Annually Apr/Oct 05; Yield to Maturity 2.801%; Issued 04/05/18; Maturity Value = \$50,000.00; Asset Class: FI & Pref</i>									
CAPITAL ONE NA MCLEAN VA CD	5/25/17	50,000.000	100.000	98.513	50,000.00			950.00	1.93
Coupon Rate 1.900%; Matures 06/01/2020; CUSIP 14042RFZ9			100.000		50,000.00	49,256.50	(743.50) LT	394.54	
<i>Int. Semi-Annually Jun/Dec 01; Yield to Maturity 2.866%; Issued 06/01/17; Maturity Value = \$50,000.00; Asset Class: FI & Pref</i>									
DISCOVER BK GREEN GREENWOOD DE CD	3/29/18	50,000.000	100.000	99.059	50,000.00			1,350.00	2.73
Coupon Rate 2.700%; Matures 04/05/2021; CUSIP 254673NJ1			100.000		50,000.00	49,529.50	(470.50) ST	100.14	
<i>Int. Semi-Annually Apr/Oct 04; Yield to Maturity 3.105%; Issued 04/04/18; Maturity Value = \$50,000.00; Asset Class: FI & Pref</i>									
American Exp SALT LAKE CITY UT CD	5/25/17	50,000.000	100.000	97.473	50,000.00			1,125.00	2.31
Coupon Rate 2.250%; Matures 06/01/2021; CUSIP 02587CFL9			100.000		50,000.00	48,736.50	(1,263.50) LT	470.29	
<i>Int. Semi-Annually May/Nov 30; Yield to Maturity 3.277%; Issued 05/31/17; Maturity Value = \$50,000.00; Asset Class: FI & Pref</i>									
MS BANK CD SALT LAKE CITY UT CD	3/29/18	50,000.000	100.000	98.514	50,000.00			1,400.00	2.84
Coupon Rate 2.800%; Matures 04/05/2022; CUSIP 61747MS28			100.000		50,000.00	49,257.00	(743.00) ST	100.00	
<i>Int. Semi-Annually Apr/Oct 05; Yield to Maturity 3.261%; Issued 04/05/18; Maturity Value = \$50,000.00; Asset Class: FI & Pref</i>									
CAPITAL ONE BANK GLEN ALLEN VA CD	5/25/17	50,000.000	100.000	97.020	50,000.00			1,200.00	2.47
Coupon Rate 2.400%; Matures 06/01/2022; CUSIP 1404203C2			100.000		50,000.00	48,510.00	(1,490.00) LT	498.36	
<i>Int. Semi-Annually Jun/Dec 01; Yield to Maturity 3.288%; Issued 06/01/17; Maturity Value = \$50,000.00; Asset Class: FI & Pref</i>									
MS BANK CD SALT LAKE CITY UT CD	3/29/18	50,000.000	100.000	97.838	50,000.00			1,450.00	2.96
Coupon Rate 2.900%; Matures 04/05/2023; CUSIP 61747MS44			100.000		50,000.00	48,919.00	(1,081.00) ST	103.57	
<i>Int. Semi-Annually Apr/Oct 05; Yield to Maturity 3.430%; Issued 04/05/18; Maturity Value = \$50,000.00; Asset Class: FI & Pref</i>									
INDUSTRIAL & COML BK CHINA USA NATL ASSN N Y	5/26/17	50,000.000	100.000	94.890	50,000.00			1,125.00	2.37
Coupon Rate 2.250%; Matures 06/02/2023; CUSIP 45581EAD3			100.000		50,000.00	47,445.00	(2,555.00) LT	87.70	
<i>Interest Paid Monthly Jul 02; Yield to Maturity 3.464%; Issued 06/02/17; Maturity Value = \$50,000.00; Asset Class: FI & Pref</i>									

	Percentage of Holdings	Face Value	Orig Total Cost Adj Total Cost	Market Value	Unrealized Gain/(Loss)	Est Ann Income Accrued Interest	Current Yield %
CERTIFICATES OF DEPOSIT		550,000.000	\$550,000.00	\$540,718.00	\$(6,777.00) LT	\$11,679.00	2.16%
					\$(2,505.00) ST	\$2,602.26	
TOTAL CERTIFICATES OF DEPOSIT	67.14%			\$543,320.26			
<i>(includes accrued interest)</i>							



Account Detail

Active Assets Account
504-030087-449

TANYARD SPRINGS HOA
C/O COMMUNITY MANAGEMENT CORP

	Percentage of Holdings	Total Cost	Market Value	Unrealized Gain/(Loss)	Est Ann Income Accrued Interest	Current Yield %
TOTAL VALUE		\$550,000.00	\$806,618.86	\$(6,777.00) LT \$(2,505.00) ST	\$13,673.26 \$2,602.26	1.69%
TOTAL VALUE (includes accrued interest)	100.00%		\$809,221.12			

Unrealized Gain/(Loss) totals only reflect positions that have both cost basis and market value information available. Cash, MMF, Deposits and positions stating 'Please Provide' or 'Pending Corporate Actions' are not included.

p - One or more tax lots of this position may either be missing cost basis, or has a Pending Corporate Action event. Unrealized Gain/Loss includes only tax lots for which we have cost basis.

* The total quantity and market value includes shares you have on loan in the Fully Paid Lending program (FPL) pursuant to your master securities loan agreement. The interest rate is that which was in effect on the last business day of the month, and may have varied during the month. Loaned securities are not protected by the Securities Investor Protection Act of 1970 (SIPA). The market value of the shares on loan is fully collateralized with Treasury Securities held in a separate account in your name at The Bank of New York. Such collateral deposits may constitute the only source for satisfaction of our obligation if we fail to return the securities on loan to you. For more information regarding your collateral account, please contact The Bank of New York.

ALLOCATION OF ASSETS (^includes accrued interest)

	Cash	Equities	Fixed Income & Preferred Securities	Alternatives	Structured Investments	Other
Cash, BDP, MMFs	\$265,900.86	—	—	—	—	—
Certificates of Deposit ^	—	—	\$543,320.26	—	—	—
TOTAL ALLOCATION OF ASSETS ^	\$265,900.86	—	\$543,320.26	—	—	—

ACTIVITY

CASH FLOW ACTIVITY BY DATE

Activity Date	Settlement Date	Activity Type	Description	Comments	Quantity	Price	Credits/(Debits)
10/2		Interest Income	INDUSTRIAL & COML BK CHINA USANA	2.250% DUE2023-06-02 [45581EAD3]			\$92.47
10/4		Interest Income	DISCOVER BK GREEN GREENWOOD DECD	2.700% DUE2021-04-05 [254673NJ1]			676.85
10/5		Interest Income	MS BANK CD SALT LAKE CITY UT CD	2.900% DUE2023-04-05 [61747MS44]			726.99
10/5		Interest Income	MS BANK CD SALT LAKE CITY UT CD	2.800% DUE2022-04-05 [61747MS28]			701.92
10/5		Interest Income	ALLY BK SANDY UTAH	2.500% DUE2020-04-06 [02007GBW2]			626.71
10/8		Interest Income	WELLS FARGO BK NA SIOUX FALLS SD	1.550% DUE2018-12-07 [949763HL3]			63.70
10/31		Interest Income	MORGAN STANLEY PRIVATE BANK NA	(Period 10/01-10/31)			105.42
10/31		Interest Income	MORGAN STANLEY BANK N.A.	(Period 10/01-10/31)			8.86

NET CREDITS/(DEBITS)

\$3,002.92

Account Detail

Active Assets Account
504-030087-449

TANYARD SPRINGS HOA
C/O COMMUNITY MANAGEMENT CORP

MONEY MARKET FUND (MMF) AND BANK DEPOSIT PROGRAM ACTIVITY

Activity			
Date	Activity Type	Description	Credits/(Debits)
10/2	Automatic Investment	BANK DEPOSIT PROGRAM	\$92.47
10/4	Automatic Investment	BANK DEPOSIT PROGRAM	676.85
10/5	Automatic Investment	BANK DEPOSIT PROGRAM	2,055.62
10/9	Automatic Investment	BANK DEPOSIT PROGRAM	63.70
10/31	Automatic Investment	BANK DEPOSIT PROGRAM	105.42
10/31	Automatic Investment	BANK DEPOSIT PROGRAM	8.86
NET ACTIVITY FOR PERIOD			\$3,002.92

MESSAGES

Senior Investor Helpline

For any inquiries or potential concerns, senior investors or someone acting on their behalf may contact our Firm by calling (800) 280-4534.